



LEEDS CITY

SCHOOL SYSTEM SNAPSHOT: 2025 EDITION*

1517 Hurst Avenue | Leeds, AL 35094 | (205) 699-5437


Superintendent

John Moore






Board Members

Chad Anderson, Kathy Dutton, Carla Ford, Dr. Aaron Moyana, Scott Sisk

 **\$2,021,095**
Cost of One Month's
Operation/General Fund

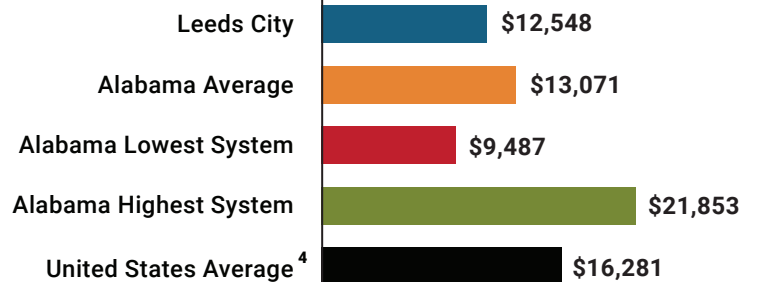
 **2.44**
Number of Months
Reserve Balance

By the Numbers

	Schools ¹	4
	Students/ADM ²	2,068
	Free & Reduced Lunch.....	57%
	Community Eligibility Program.....	53%
	Number of Route Buses ³	23
	Buses 10 yrs. old or less.....	96%
	Students Bused.....	890
	Full-Time Employees.....	254
	Teachers.....	144
	Principals/ Assistant Principals.....	8
	Counselors.....	5
	Librarians.....	4
	Other Certified Employees.....	8
	Support Personnel.....	85

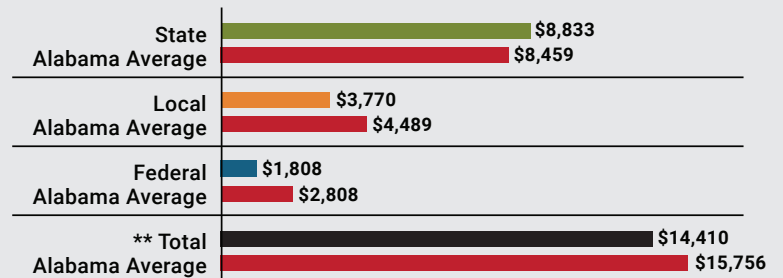
¹ Schools with enrollment, including Alternative and Career Technical Education
² Average Daily Membership (includes virtual students)
³ Data collected in 2023 and used for FY25 funding
⁴ 2023-2024 NEA Rankings of the States

Total Per-Pupil Expenditures (PPE)



Per-Pupil Revenue Sources

Leeds City Revenue Sources



**Total Revenue Among 139 School Systems



70
STATE
RANK

57
LOCAL
RANK

118
FEDERAL
RANK

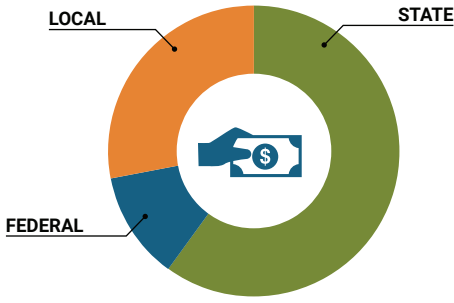
OVERALL SYSTEM RANK 105

LEAs with a substantial increase in reported ADM may show lower rankings since additional revenues reflecting those increases are not received until the following fiscal year. LEAs with a statewide virtual program may also be ranked lower overall due to state revenues received for increased ADM as compared to their local and federal revenue sources.

* THIS REPORT INCLUDES FISCAL YEAR 2023 DATA


School System Revenue

How was your school system funded?¹



\$18,266,835	STATE	60%
\$3,738,341	FEDERAL	12%
\$8,657,764	LOCAL	28%
— \$1,416,870	Local 10-Mill Match	
\$7,240,894	AVAILABLE LOCAL REVENUE	

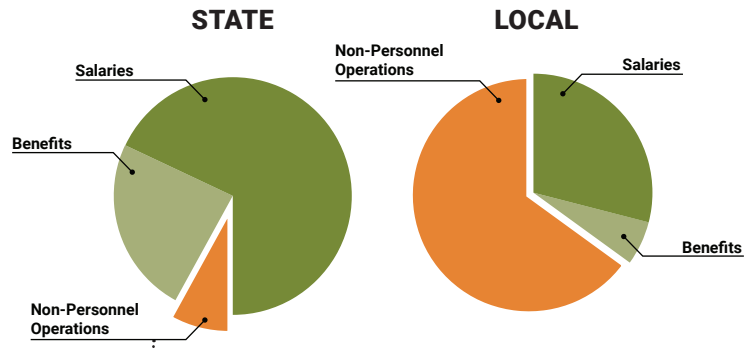
VALUE OF 1-MILL For Your School System



School System Spending

How did your school system spend state & local dollars?¹

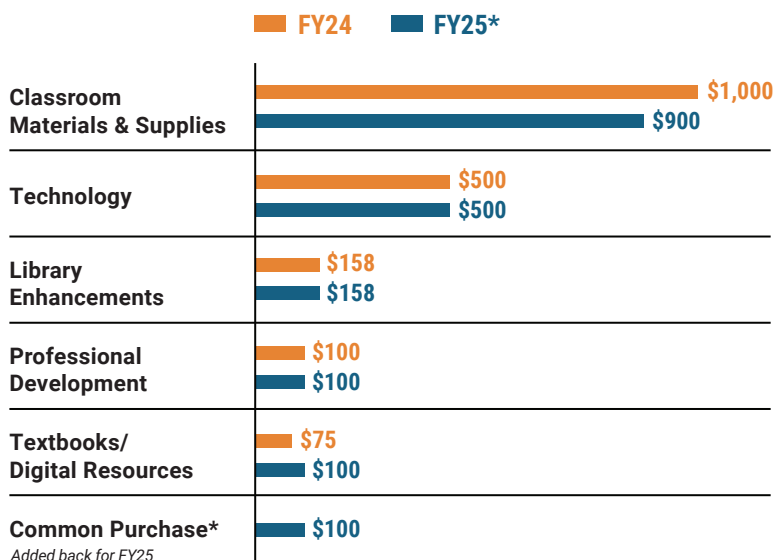
	STATE SPENDING ^{2,3}	LOCAL SPENDING ²
Salaries	\$12,000,539	\$1,834,814
Benefits	\$4,272,580	\$413,788
Non-Personnel Operations	\$1,394,973	\$4,132,404
TOTAL	\$17,668,092	\$6,381,005



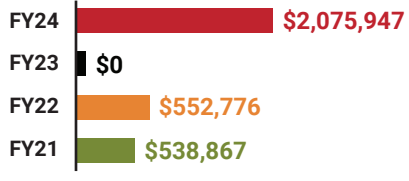
Only 8% of state funding is available for non-personnel expenditures⁴

¹ Revenues and expenditures may contain nominal variances due to rounding
² Does not include debt service or capital outlay
³ Includes 10-mill match
⁴ Such as utilities, operations & maintenance, etc.

Instructional Support



Educational Advancement & Technology Fund⁵



⁵ These one-time supplemental funds may be used for repairs and deferred maintenance, capital outlay, classroom instructional supplies, insurance for facilities, transportation, technology and school safety. For FY23, there was no EAT allocation for school systems.

System Debt

TOTAL DEBT⁶	DEBT PER STUDENT
\$40,238,172	\$19,458

⁶ The debt totals in system audit reports may differ due to audit adjustments.



Sally Smith, J.D.
Executive Director

Tracey A. Meyer
Governmental Relations Coordinator

43 South Jackson Street
Montgomery, Alabama 36104

1-800-562-0601 | AlabamaSchoolBoards.org

[@AlaSchoolBoards](https://twitter.com/AlaSchoolBoards) [f Facebook.com/AlabamaSchoolBoards](https://facebook.com/AlabamaSchoolBoards)