



LANETT CITY

SCHOOL SYSTEM SNAPSHOT: 2025 EDITION*

105 N. Lanier Avenue | Lanett, AL 36863 | (334) 644-5900

Superintendent

Jennifer Boyd

Board Members

Gwen Harris-Brooks, Gail Holley, David Gagnon, Johnny Wood



\$767,202

Cost of One Month's
Operation/General Fund



8.12

Number of Months
Reserve Balance

By the Numbers



Schools¹ 3



Students/ADM² 921



Free & Reduced Lunch 68%
Community Eligibility Program 76%



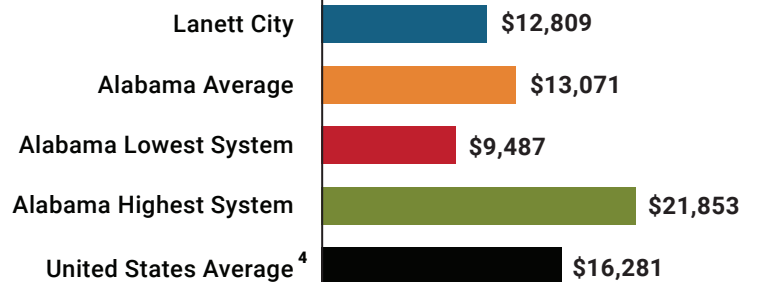
Number of Route Buses³ 8
Buses 10 yrs. old or less 88%
Students Bused 538



Full-Time Employees 137
Teachers 69
Principals/
Assistant Principals 4
Counselors 3
Librarians 2
Other Certified Employees 5
Support Personnel 54

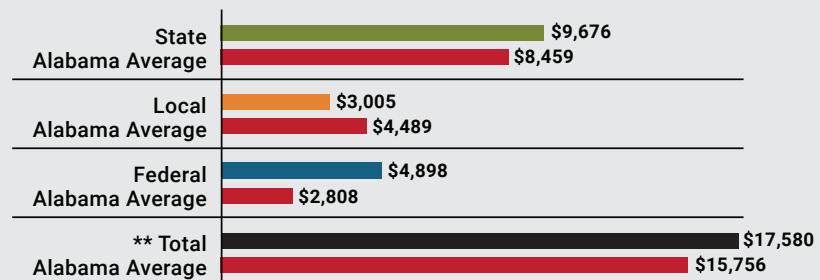
¹ Schools with enrollment, including Alternative and Career Technical Education
² Average Daily Membership (includes virtual students)
³ Data collected in 2023 and used for FY25 funding
⁴ 2023-2024 NEA Rankings of the States

Total Per-Pupil Expenditures (PPE)



Per-Pupil Revenue Sources

Lanett City Revenue Sources



**Total Revenue Among 139 School Systems



30
STATE
RANK

89
LOCAL
RANK

20
FEDERAL
RANK

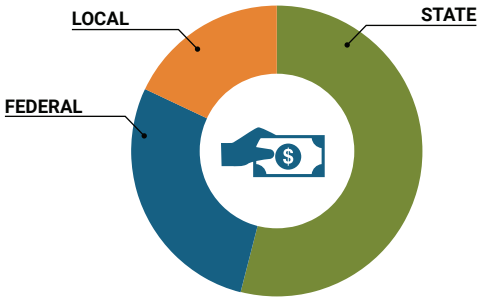
OVERALL SYSTEM RANK 29

LEAs with a substantial increase in reported ADM may show lower rankings since additional revenues reflecting those increases are not received until the following fiscal year. LEAs with a statewide virtual program may also be ranked lower overall due to state revenues received for increased ADM as compared to their local and federal revenue sources.

* THIS REPORT INCLUDES FISCAL YEAR 2023 DATA

School System Revenue

How was your school system funded?¹



\$8,911,696	STATE	54%
\$4,511,447	FEDERAL	28%
\$2,937,406	LOCAL	18%
\$428,590	Local 10-Mill Match	
\$2,508,816	AVAILABLE LOCAL REVENUE	

VALUE OF 1-MILL For Your School System

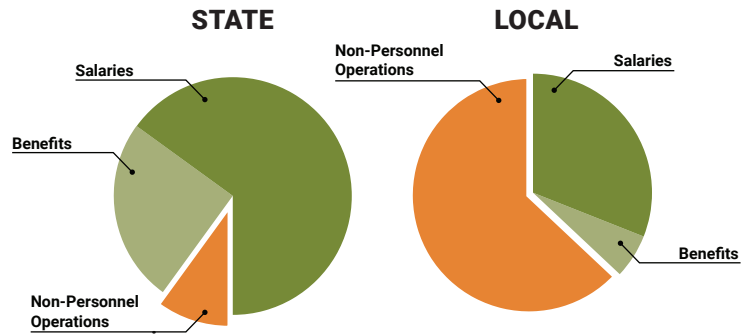
\$42,859

School System Spending

How did your school system spend state & local dollars?¹

	STATE SPENDING ^{2,3}	LOCAL SPENDING ²
Salaries	\$5,126,979	\$334,011
Benefits	\$1,959,465	\$69,541
Non-Personnel Operations	\$858,894	\$689,977
TOTAL	\$7,945,337	\$1,093,529

- ¹ Revenues and expenditures may contain nominal variances due to rounding
- ² Does not include debt service or capital outlay
- ³ Includes 10-mill match
- ⁴ Such as utilities, operations & maintenance, etc.



Only 11% of state funding is available for non-personnel expenditures⁴

Instructional Support



Educational Advancement & Technology Fund⁵

FY24	\$924,690
FY23	\$0
FY22	\$267,133
FY21	\$257,470

⁵ These one-time supplemental funds may be used for repairs and deferred maintenance, capital outlay, classroom instructional supplies, insurance for facilities, transportation, technology and school safety. For FY23, there was no EAT allocation for school systems.

System Debt

TOTAL DEBT⁶	DEBT PER STUDENT
\$84,263	\$91

⁶ The debt totals in system audit reports may differ due to audit adjustments.



ALABAMA ASSOCIATION OF SCHOOL BOARDS

Sally Smith, J.D.
Executive Director

Tracey A. Meyer
Governmental Relations Coordinator

43 South Jackson Street
Montgomery, Alabama 36104

1-800-562-0601 | AlabamaSchoolBoards.org

@AlaSchoolBoards Facebook.com/AlabamaSchoolBoards