



HUNTSVILLE CITY

SCHOOL SYSTEM SNAPSHOT: 2025 EDITION*

P.O. Box 1256 | Huntsville, AL 35807 | (256) 428-6810

Superintendent

Dr. Clarence Sutton

Board Members

Carlos Mathews, Andrea Alvarez, Chaundra Jones, Holly McCarty, Ryan Renaud

\$26,283,435
Cost of One Month's
Operation/General Fund

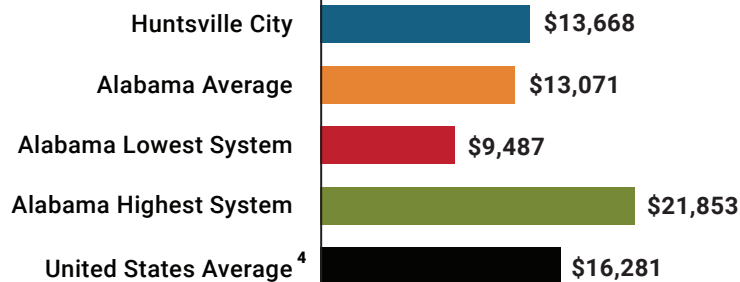
3.62
Number of Months
Reserve Balance

By the Numbers

	Schools ¹	44
	Students/ADM ²	22,561
	Free & Reduced Lunch.....	51%
	Community Eligibility Program.....	56%
	Number of Route Buses ³	123
	Buses 10 yrs. old or less.....	98%
	Students Bused.....	5,416
	Full-Time Employees.....	2,660
	Teachers.....	1,505
	Principals/ Assistant Principals.....	87
	Counselors.....	46
	Librarians.....	41
	Other Certified Employees.....	138
	Support Personnel.....	843

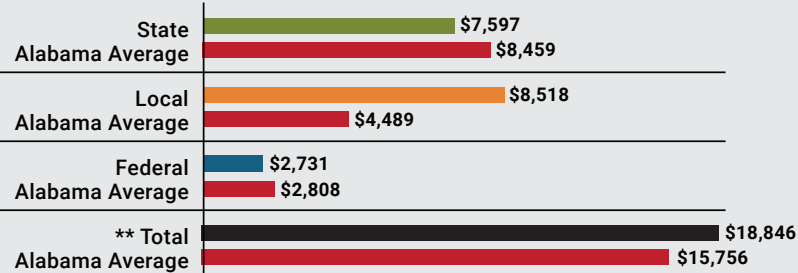
¹ Schools with enrollment, including Alternative and Career Technical Education
² Average Daily Membership (includes virtual students)
³ Data collected in 2023 and used for FY25 funding
⁴ 2023-2024 NEA Rankings of the States

Total Per-Pupil Expenditures (PPE)



Per-Pupil Revenue Sources

Huntsville City Revenue Sources



**Total Revenue Among 139 School Systems



128
STATE
RANK

5
LOCAL
RANK

71
FEDERAL
RANK

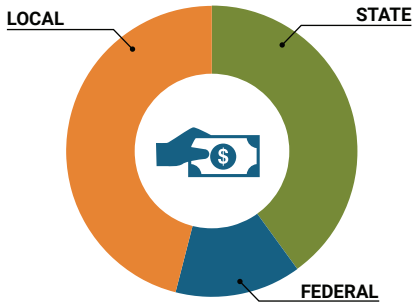
OVERALL SYSTEM RANK 19

LEAs with a substantial increase in reported ADM may show lower rankings since additional revenues reflecting those increases are not received until the following fiscal year. LEAs with a statewide virtual program may also be ranked lower overall due to state revenues received for increased ADM as compared to their local and federal revenue sources.

* THIS REPORT INCLUDES FISCAL YEAR 2023 DATA

School System Revenue

How was your school system funded?¹



\$171,403,264	STATE	40%
\$61,604,460	FEDERAL	14%
\$197,775,893	LOCAL	46%
— \$31,010,390	Local 10-Mill Match	
\$166,765,503	AVAILABLE LOCAL REVENUE	

VALUE OF 1-MILL For Your School System

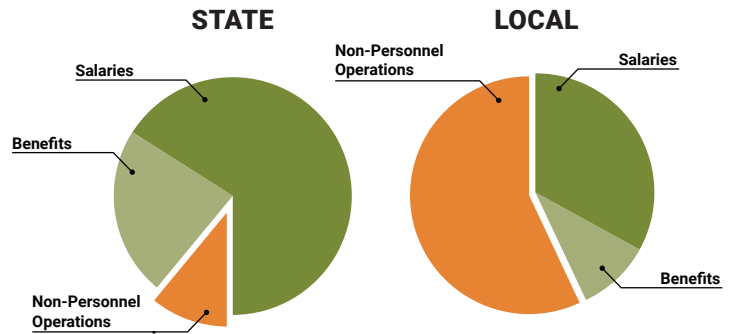


School System Spending

How did your school system spend state & local dollars?¹

	STATE SPENDING ^{2,3}	LOCAL SPENDING ²
Salaries	\$117,074,536	\$27,768,582
Benefits	\$41,672,401	\$8,009,931
Non-Personnel Operations	\$19,627,617	\$47,732,025
TOTAL	\$178,374,555	\$83,510,538

¹ Revenues and expenditures may contain nominal variances due to rounding
² Does not include debt service or capital outlay
³ Includes 10-mill match
⁴ Such as utilities, operations & maintenance, etc.



Only 11% of state funding is available for non-personnel expenditures⁴

Instructional Support



Educational Advancement & Technology Fund⁵



⁵ These one-time supplemental funds may be used for repairs and deferred maintenance, capital outlay, classroom instructional supplies, insurance for facilities, transportation, technology and school safety. For FY23, there was no EAT allocation for school systems.

System Debt

TOTAL DEBT⁶	DEBT PER STUDENT
\$57,227,273	\$2,537

⁶ The debt totals in system audit reports may differ due to audit adjustments.



ALABAMA ASSOCIATION OF SCHOOL BOARDS

Sally Smith, J.D.
Executive Director

Tracey A. Meyer
Governmental Relations Coordinator

43 South Jackson Street
Montgomery, Alabama 36104

1-800-562-0601 | AlabamaSchoolBoards.org

@AlaSchoolBoards Facebook.com/AlabamaSchoolBoards