



HARTSELLE CITY

SCHOOL SYSTEM SNAPSHOT: 2025 EDITION*

305 College Street N.E. | Hartselle, AL 35640 | (256) 773-5419

Superintendent

Dr. Brian Clayton

Board Members

Dr. James Joy, Randy Sparkman, Sabrina Buettner, Daxton Maze, Amy Pace



\$3,462,976

Cost of One Month's
Operation/General Fund



3.53

Number of Months
Reserve Balance

By the Numbers



Schools¹ **6**



Students/ADM² **3,470**



Free & Reduced Lunch **41%**

Community Eligibility Program **34%**



Number of Route Buses³ **24**

Buses 10 yrs. old or less **100%**

Students Bused **942**



Full-Time Employees **470**

Teachers **252**

Principals/
Assistant Principals **13**

Counselors **11**

Librarians **7**

Other Certified Employees **16**

Support Personnel **171**

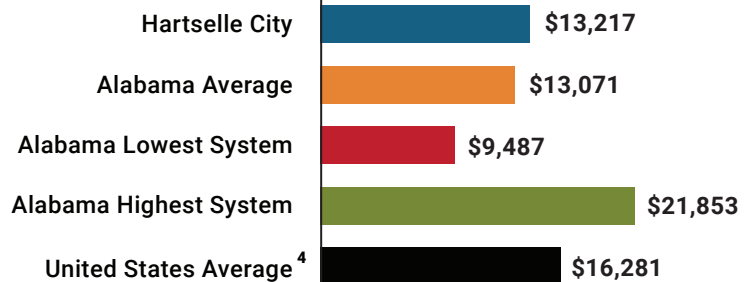
¹ Schools with enrollment, including Alternative and Career Technical Education

² Average Daily Membership (includes virtual students)

³ Data collected in 2023 and used for FY25 funding

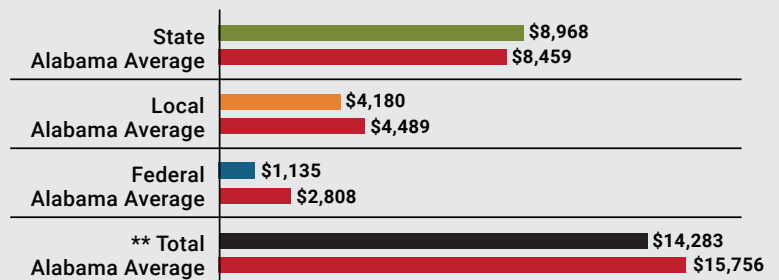
⁴ 2023-2024 NEA Rankings of the States

Total Per-Pupil Expenditures (PPE)



Per-Pupil Revenue Sources

Hartselle City Revenue Sources



**Total Revenue Among 139 School Systems



63
STATE
RANK

48
LOCAL
RANK

130
FEDERAL
RANK

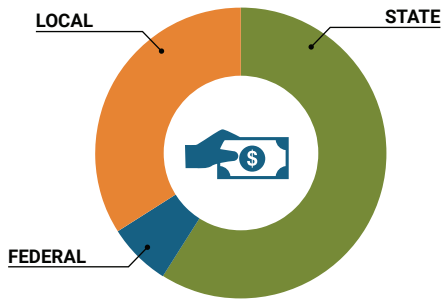
OVERALL SYSTEM RANK 108

LEAs with a substantial increase in reported ADM may show lower rankings since additional revenues reflecting those increases are not received until the following fiscal year. LEAs with a statewide virtual program may also be ranked lower overall due to state revenues received for increased ADM as compared to their local and federal revenue sources.

* THIS REPORT INCLUDES FISCAL YEAR 2023 DATA

School System Revenue

How was your school system funded?¹



\$31,117,600	STATE	59%
\$3,939,790	FEDERAL	7%
\$18,079,060	LOCAL	34%
\$1,292,750	Local 10-Mill Match	
\$16,786,310	AVAILABLE LOCAL REVENUE	

VALUE OF 1-MILL
For Your School System

\$129,275

School System Spending

How did your school system spend state & local dollars?¹

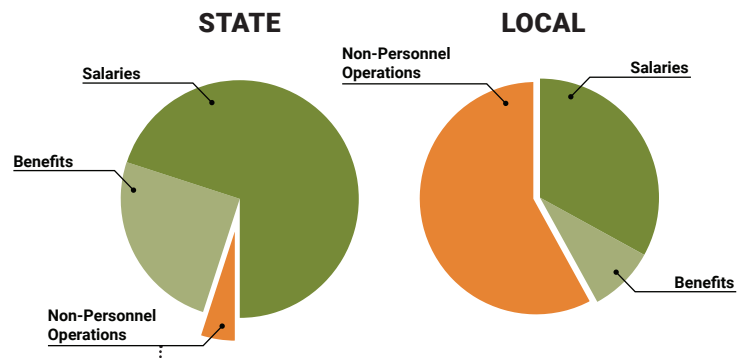
	STATE SPENDING ^{2,3}	LOCAL SPENDING ²
Salaries	\$20,308,988	\$4,449,647
Benefits	\$7,334,306	\$1,260,154
Non-Personnel Operations	\$1,532,031	\$7,769,845
TOTAL	\$29,175,325	\$13,479,647

¹ Revenues and expenditures may contain nominal variances due to rounding

² Does not include debt service or capital outlay

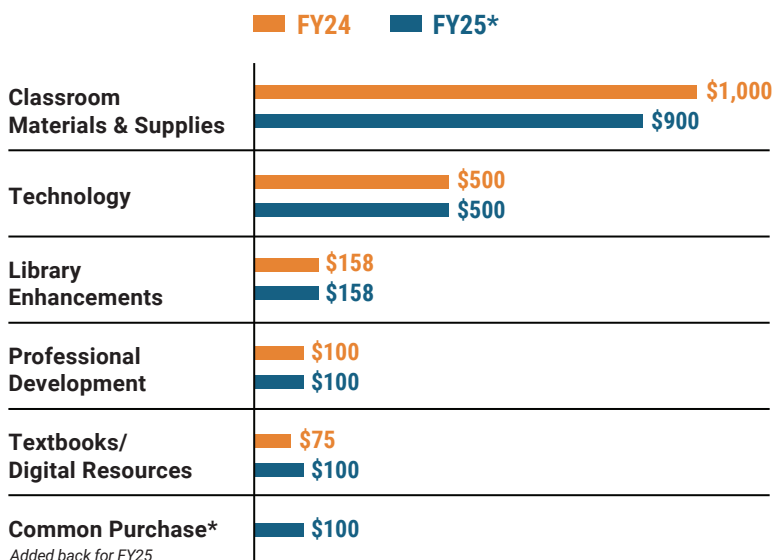
³ Includes 10-mill match

⁴ Such as utilities, operations & maintenance, etc.



**Only 5% of state funding is available
for non-personnel expenditures⁴**

Instructional Support



Educational Advancement & Technology Fund⁵

FY24	\$3,483,034
FY23	\$0
FY22	\$966,455
FY21	\$950,265

⁵ These one-time supplemental funds may be used for repairs and deferred maintenance, capital outlay, classroom instructional supplies, insurance for facilities, transportation, technology and school safety. For FY23, there was no EAT allocation for school systems.

System Debt

TOTAL DEBT⁶	DEBT PER STUDENT
\$26,240,314	\$7,562

⁶ The debt totals in system audit reports may differ due to audit adjustments.



ALABAMA
ASSOCIATION OF
SCHOOL BOARDS

Sally Smith, J.D.
Executive Director

Tracey A. Meyer
Governmental Relations Coordinator

43 South Jackson Street
Montgomery, Alabama 36104

1-800-562-0601 | AlabamaSchoolBoards.org

@AlaSchoolBoards Facebook.com/AlabamaSchoolBoards