



BREWTON CITY

SCHOOL SYSTEM SNAPSHOT: 2025 EDITION*

811 Belleville Avenue | Brewton, AL 36426 | (251) 867-8400


Superintendent

Kevin Wiseman






Board Members

Ann Peach, Sybil Brundidge, Spinks Megginson, Regina Watson, James Weaver

 **\$1,187,146**
Cost of One Month's
Operation/General Fund

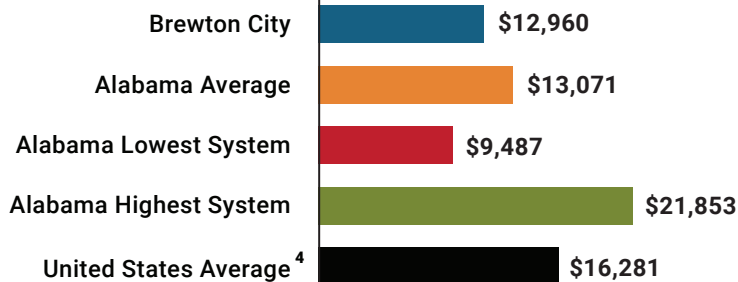
 **6.38**
Number of Months
Reserve Balance

By the Numbers

	Schools ¹	3
	Students/ADM ²	1,178
	Free & Reduced Lunch.....	59%
	Community Eligibility Program.....	58%
	Number of Route Buses ³	6
	Buses 10 yrs. old or less.....	100%
	Students Bused.....	428
	Full-Time Employees.....	154
	Teachers.....	85
	Principals/ Assistant Principals.....	5
	Counselors.....	3
	Librarians.....	3
	Other Certified Employees.....	3
	Support Personnel.....	55

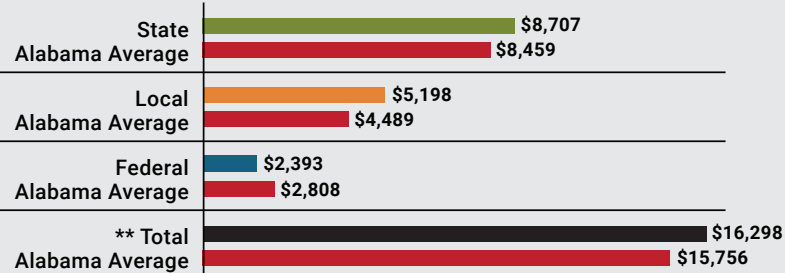
¹ Schools with enrollment, including Alternative and Career Technical Education
² Average Daily Membership (includes virtual students)
³ Data collected in 2023 and used for FY25 funding
⁴ 2023-2024 NEA Rankings of the States

Total Per-Pupil Expenditures (PPE)



Per-Pupil Revenue Sources

Brewton City Revenue Sources



**Total Revenue Among 139 School Systems



80
STATE
RANK

33
LOCAL
RANK

91
FEDERAL
RANK

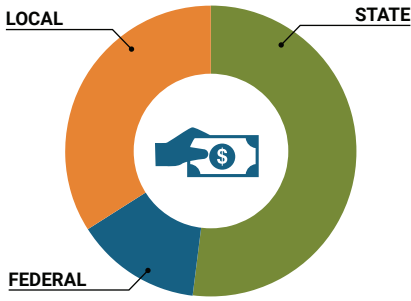
OVERALL SYSTEM RANK 50

LEAs with a substantial increase in reported ADM may show lower rankings since additional revenues reflecting those increases are not received until the following fiscal year. LEAs with a statewide virtual program may also be ranked lower overall due to state revenues received for increased ADM as compared to their local and federal revenue sources.

* THIS REPORT INCLUDES FISCAL YEAR 2023 DATA

School System Revenue

How was your school system funded?¹



\$10,257,053	STATE	52%
\$2,819,465	FEDERAL	14%
\$6,788,660	LOCAL	34%
<u>\$719,340</u>	Local 10-Mill Match	
\$6,069,320	AVAILABLE LOCAL REVENUE	

VALUE OF 1-MILL For Your School System

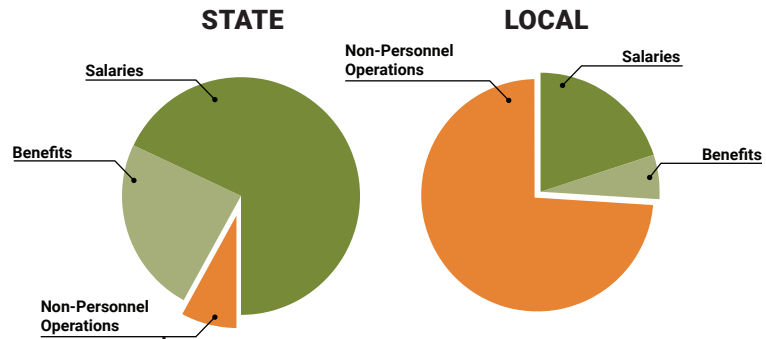
\$71,934

School System Spending

How did your school system spend state & local dollars?¹

	STATE SPENDING ^{2,3}	LOCAL SPENDING ²
Salaries	\$6,669,496	\$587,991
Benefits	\$2,357,429	\$189,112
Non-Personnel Operations	\$739,349	\$2,156,391
TOTAL	\$9,766,274	\$2,933,494

¹ Revenues and expenditures may contain nominal variances due to rounding
² Does not include debt service or capital outlay
³ Includes 10-mill match
⁴ Such as utilities, operations & maintenance, etc.

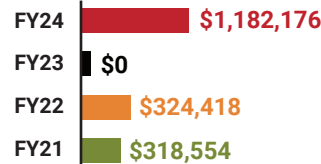


Only 8% of state funding is available for non-personnel expenditures⁴

Instructional Support



Educational Advancement & Technology Fund⁵



⁵ These one-time supplemental funds may be used for repairs and deferred maintenance, capital outlay, classroom instructional supplies, insurance for facilities, transportation, technology and school safety. For FY23, there was no EAT allocation for school systems.

System Debt

TOTAL DEBT⁶	DEBT PER STUDENT
\$14,308,097	\$12,146

⁶ The debt totals in system audit reports may differ due to audit adjustments.



ALABAMA ASSOCIATION OF SCHOOL BOARDS

Sally Smith, J.D.
Executive Director

Tracey A. Meyer
Governmental Relations Coordinator

43 South Jackson Street
Montgomery, Alabama 36104

1-800-562-0601 | AlabamaSchoolBoards.org

@AlaSchoolBoards Facebook.com/AlabamaSchoolBoards