



# BESSEMER CITY

# SCHOOL SYSTEM SNAPSHOT: 2025 EDITION\*

P.O. Box 1230 | Bessemer, AL 35021 | (205) 432-3000

Superintendent

Dr. Dana Arreola






Board Members

Lee Jones, Terry Dawson, Samuel Morris, Renna Soles Scott, Remeka Thompson, Margie Varner, Anthony Williams

 **\$3,155,040**  
Cost of One Month's  
Operation/General Fund

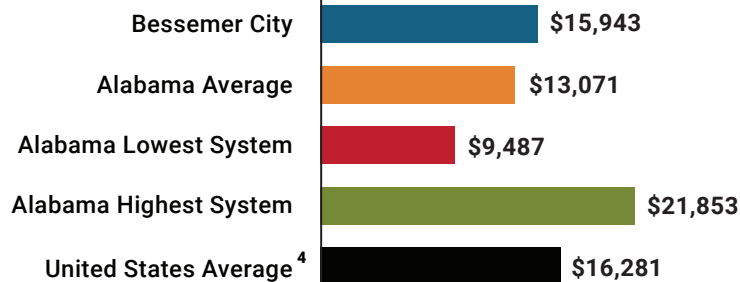
 **6.62**  
Number of Months  
Reserve Balance

## By the Numbers

	Schools <sup>1</sup> .....	8
	Students/ADM <sup>2</sup> .....	3,082
	Free & Reduced Lunch.....	85%
	Community Eligibility Program.....	87%
	Number of Route Buses <sup>3</sup> .....	33
	Buses 10 yrs. old or less.....	100%
	Students Bused.....	1,136
	Full-Time Employees.....	495
	Teachers.....	249
	Principals/ Assistant Principals.....	15
	Counselors.....	11
	Librarians.....	7
	Other Certified Employees.....	10
	Support Personnel.....	203

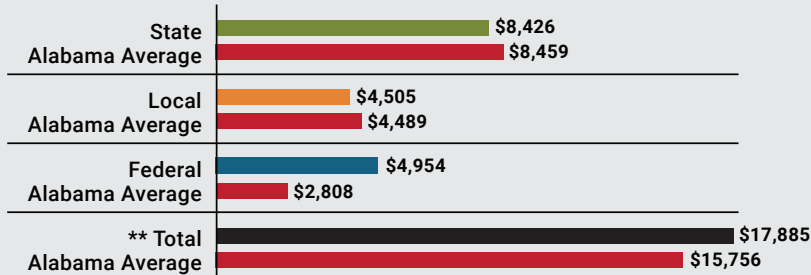
<sup>1</sup> Schools with enrollment, including Alternative and Career Technical Education  
<sup>2</sup> Average Daily Membership (includes virtual students)  
<sup>3</sup> Data collected in 2023 and used for FY25 funding  
<sup>4</sup> 2023-2024 NEA Rankings of the States

## Total Per-Pupil Expenditures (PPE)



## Per-Pupil Revenue Sources

### Bessemer City Revenue Sources



\*\*Total Revenue Among 139 School Systems



**99**  
STATE  
RANK

**41**  
LOCAL  
RANK

**19**  
FEDERAL  
RANK

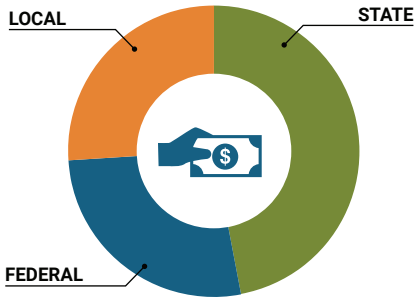
# OVERALL SYSTEM RANK 26

LEAs with a substantial increase in reported ADM may show lower rankings since additional revenues reflecting those increases are not received until the following fiscal year. LEAs with a statewide virtual program may also be ranked lower overall due to state revenues received for increased ADM as compared to their local and federal revenue sources.

\* THIS REPORT INCLUDES FISCAL YEAR 2023 DATA


# School System Revenue

## How was your school system funded?<sup>1</sup>



\$25,967,517	STATE	47%
\$15,269,389	FEDERAL	27%
\$14,436,000	LOCAL	26%
— \$4,368,910	Local 10-Mill Match	
<b>\$10,067,090</b>	<b>AVAILABLE LOCAL REVENUE</b>	

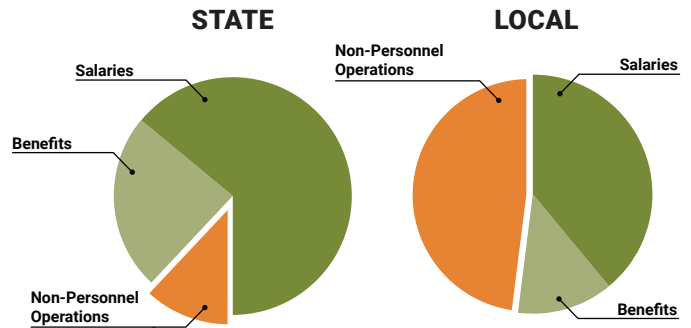
### VALUE OF 1-MILL For Your School System



# School System Spending

## How did your school system spend state & local dollars?<sup>1</sup>

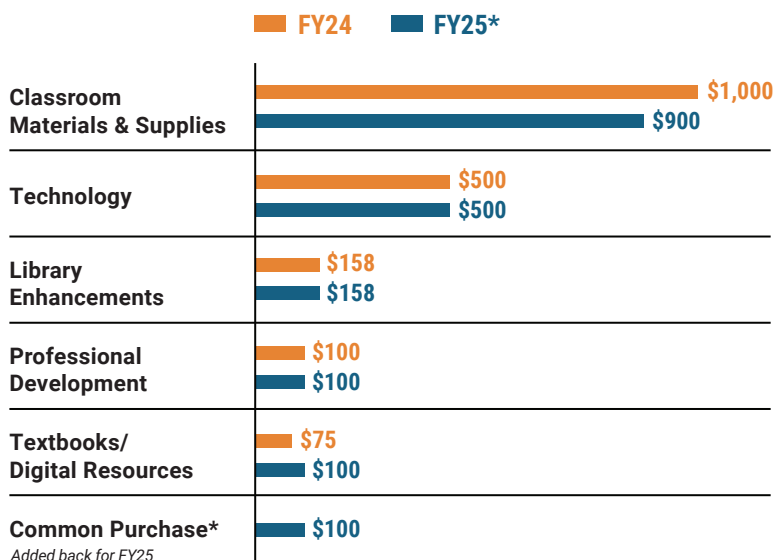
	STATE SPENDING <sup>2,3</sup>	LOCAL SPENDING <sup>2</sup>
Salaries	\$17,076,863	\$3,677,501
Benefits	\$6,070,459	\$1,260,155
Non-Personnel Operations	\$3,552,734	\$4,425,670
<b>TOTAL</b>	<b>\$26,700,056</b>	<b>\$9,363,326</b>




**Only 13% of state funding is available for non-personnel expenditures<sup>4</sup>**

<sup>1</sup> Revenues and expenditures may contain nominal variances due to rounding  
<sup>2</sup> Does not include debt service or capital outlay  
<sup>3</sup> Includes 10-mill match  
<sup>4</sup> Such as utilities, operations & maintenance, etc.

# Instructional Support



# Educational Advancement & Technology Fund<sup>5</sup>



<sup>5</sup> These one-time supplemental funds may be used for repairs and deferred maintenance, capital outlay, classroom instructional supplies, insurance for facilities, transportation, technology and school safety. For FY23, there was no EAT allocation for school systems.

# System Debt

<b>TOTAL DEBT<sup>6</sup></b>	<b>DEBT PER STUDENT</b>
<b>\$12,330,450</b>	<b>\$4,001</b>

<sup>6</sup> The debt totals in system audit reports may differ due to audit adjustments.



**Sally Smith, J.D.**  
Executive Director

**Tracey A. Meyer**  
Governmental Relations Coordinator

43 South Jackson Street  
Montgomery, Alabama 36104

1-800-562-0601 | [AlabamaSchoolBoards.org](http://AlabamaSchoolBoards.org)

@AlaSchoolBoards Facebook.com/AlabamaSchoolBoards