



# ANDALUSIA CITY

## SCHOOL SYSTEM SNAPSHOT: 2025 EDITION\*

1201 C.C. Baker Avenue | Andalusia, AL 36421 | (334) 222-3186


Superintendent

Dr. Daniel Shakespeare






Board Members

Amy Dugger, Sammy Glover, Dr. Parrish King, John Wells

 **\$1,544,186**  
Cost of One Month's  
Operation/General Fund

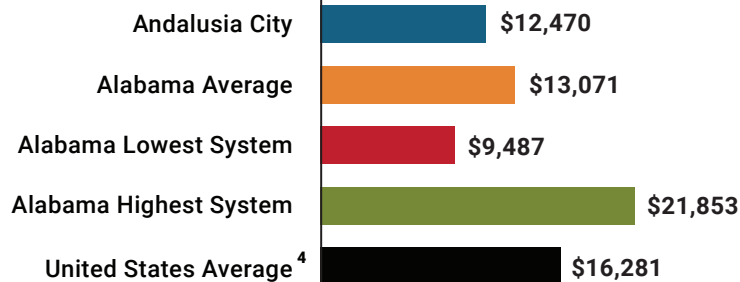
 **8.43**  
Number of Months  
Reserve Balance

### By the Numbers

	Schools <sup>1</sup> .....	3
	Students/ADM <sup>2</sup> .....	1,773
	Free & Reduced Lunch.....	67%
	Community Eligibility Program.....	64%
	Number of Route Buses <sup>3</sup> .....	12
	Buses 10 yrs. old or less.....	100%
	Students Bused.....	1,034
	Full-Time Employees.....	222
	Teachers.....	119
	Principals/ Assistant Principals.....	7
	Counselors.....	4
	Librarians.....	3
	Other Certified Employees.....	7
	Support Personnel.....	82

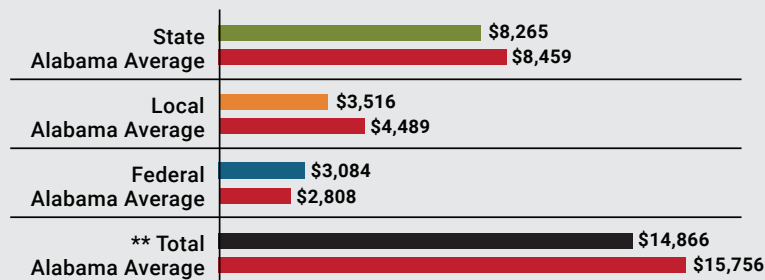
<sup>1</sup> Schools with enrollment, including Alternative and Career Technical Education  
<sup>2</sup> Average Daily Membership (includes virtual students)  
<sup>3</sup> Data collected in 2023 and used for FY25 funding  
<sup>4</sup> 2023-2024 NEA Rankings of the States

### Total Per-Pupil Expenditures (PPE)



### Per-Pupil Revenue Sources

#### Andalusia City Revenue Sources



\*\*Total Revenue Among 139 School Systems



**106**  
STATE  
RANK

**62**  
LOCAL  
RANK

**59**  
FEDERAL  
RANK

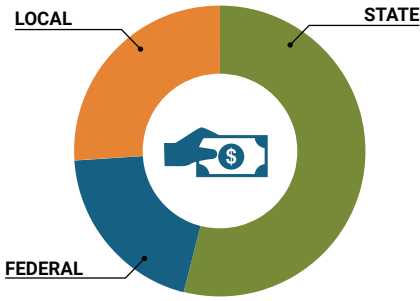
## OVERALL SYSTEM RANK 95

LEAs with a substantial increase in reported ADM may show lower rankings since additional revenues reflecting those increases are not received until the following fiscal year. LEAs with a statewide virtual program may also be ranked lower overall due to state revenues received for increased ADM as compared to their local and federal revenue sources.

\* THIS REPORT INCLUDES FISCAL YEAR 2023 DATA

# School System Revenue

## How was your school system funded?<sup>1</sup>



\$14,654,547	STATE	54%
\$5,467,897	FEDERAL	20%
\$7,261,788	LOCAL	27%
— \$1,243,230	Local 10-Mill Match	
<b>\$6,018,558</b>	<b>AVAILABLE LOCAL REVENUE</b>	

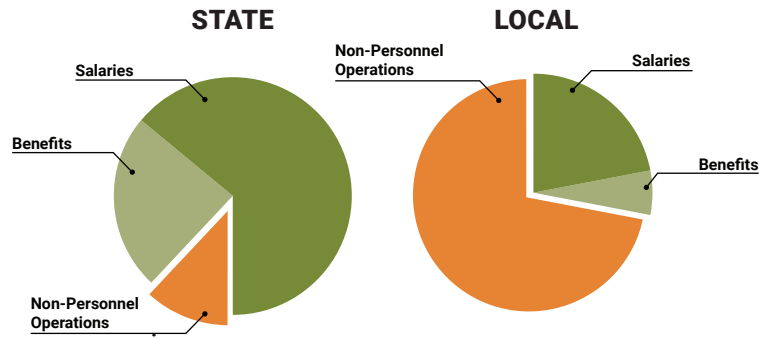
### VALUE OF 1-MILL For Your School System



# School System Spending

## How did your school system spend state & local dollars?<sup>1</sup>

	STATE SPENDING <sup>2,3</sup>	LOCAL SPENDING <sup>2</sup>
Salaries	\$9,197,050	\$780,370
Benefits	\$3,395,606	\$205,712
Non-Personnel Operations	\$1,814,074	\$2,501,717
<b>TOTAL</b>	<b>\$14,406,730</b>	<b>\$3,487,799</b>



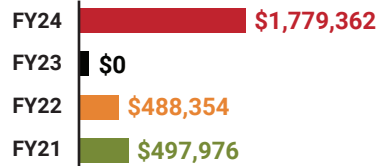
**Only 13% of state funding is available for non-personnel expenditures<sup>4</sup>**

<sup>1</sup> Revenues and expenditures may contain nominal variances due to rounding  
<sup>2</sup> Does not include debt service or capital outlay  
<sup>3</sup> Includes 10-mill match  
<sup>4</sup> Such as utilities, operations & maintenance, etc.

# Instructional Support



# Educational Advancement & Technology Fund<sup>5</sup>



<sup>5</sup> These one-time supplemental funds may be used for repairs and deferred maintenance, capital outlay, classroom instructional supplies, insurance for facilities, transportation, technology and school safety. For FY23, there was no EAT allocation for school systems.

# System Debt

<b>TOTAL DEBT<sup>6</sup></b>	<b>DEBT PER STUDENT</b>
<b>\$2,651,841</b>	<b>\$1,496</b>

<sup>6</sup> The debt totals in system audit reports may differ due to audit adjustments.



ALABAMA ASSOCIATION OF SCHOOL BOARDS

Sally Smith, J.D.  
Executive Director

Tracey A. Meyer  
Governmental Relations Coordinator

43 South Jackson Street  
Montgomery, Alabama 36104

1-800-562-0601 | AlabamaSchoolBoards.org

@AlaSchoolBoards Facebook.com/AlabamaSchoolBoards