



ALABASTER CITY

SCHOOL SYSTEM SNAPSHOT: 2025 EDITION*


10111 Hwy 119 | Alabaster, AL 35007 | (205) 663-8420


Superintendent

Dr. Wayne Vickers






Board Members

Adam Moseley, Derek Henderson, Misty Johnson, Dr. Kristalyn Lee, Dr. John Myrick

 **\$6,371,877**
Cost of One Month's
Operation/General Fund

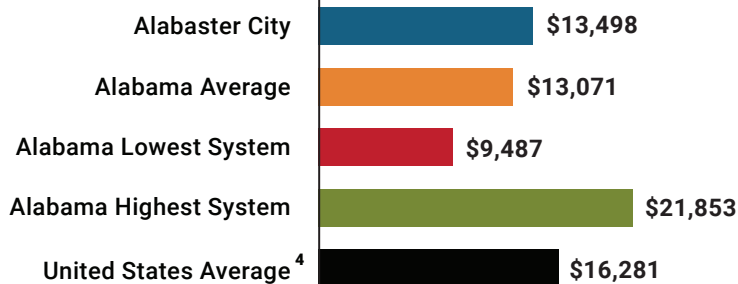
 **1.90**
Number of Months
Reserve Balance

By the Numbers

	Schools ¹	5
	Students/ADM ²	6,289
	Free & Reduced Lunch.....	51%
	Community Eligibility Program.....	43%
	Number of Route Buses ³	76
	Buses 10 yrs. old or less.....	100%
	Students Bused.....	3,146
	Full-Time Employees.....	810
	Teachers.....	411
	Principals/ Assistant Principals.....	18
	Counselors.....	15
	Librarians.....	5
	Other Certified Employees.....	23
	Support Personnel.....	338

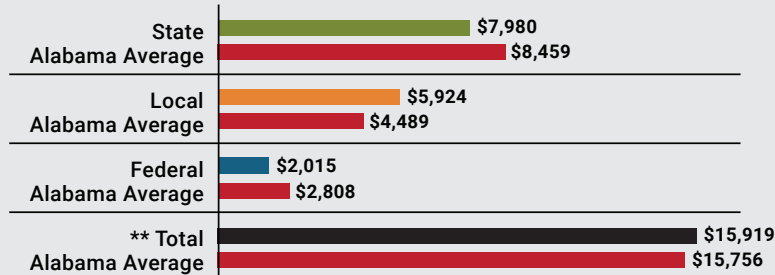
¹ Schools with enrollment, including Alternative and Career Technical Education
² Average Daily Membership (includes virtual students)
³ Data collected in 2023 and used for FY25 funding
⁴ 2023-2024 NEA Rankings of the States

Total Per-Pupil Expenditures (PPE)



Per-Pupil Revenue Sources

Alabaster City Revenue Sources



**Total Revenue Among 139 School Systems



118
STATE
RANK

20
LOCAL
RANK

109
FEDERAL
RANK

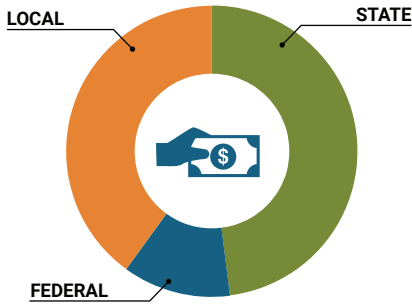
OVERALL SYSTEM RANK 58

LEAs with a substantial increase in reported ADM may show lower rankings since additional revenues reflecting those increases are not received until the following fiscal year. LEAs with a statewide virtual program may also be ranked lower overall due to state revenues received for increased ADM as compared to their local and federal revenue sources.

* THIS REPORT INCLUDES FISCAL YEAR 2023 DATA

School System Revenue

How was your school system funded?¹



\$50,188,697	STATE	48%
\$12,670,800	FEDERAL	12%
\$41,894,302	LOCAL	40%
— \$4,424,060	Local 10-Mill Match	
\$37,470,242	AVAILABLE LOCAL REVENUE	

VALUE OF 1-MILL For Your School System

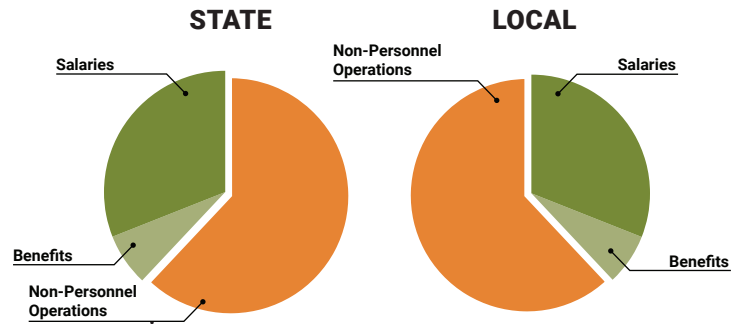
\$442,406

School System Spending

How did your school system spend state & local dollars?¹

	STATE SPENDING ^{2,3}	LOCAL SPENDING ²
Salaries	\$33,257,201	\$7,353,927
Benefits	\$12,641,580	\$1,636,074
Non-Personnel Operations	\$3,418,442	\$14,890,143
TOTAL	\$49,317,224	\$23,880,144

- ¹ Revenues and expenditures may contain nominal variances due to rounding
- ² Does not include debt service or capital outlay
- ³ Includes 10-mill match
- ⁴ Such as utilities, operations & maintenance, etc.



Only 7% of state funding is available for non-personnel expenditures⁴

Instructional Support



Educational Advancement & Technology Fund⁵



⁵ These one-time supplemental funds may be used for repairs and deferred maintenance, capital outlay, classroom instructional supplies, insurance for facilities, transportation, technology and school safety. For FY23, there was no EAT allocation for school systems.

System Debt

TOTAL DEBT⁶	DEBT PER STUDENT
\$139,767,636	\$22,224

⁶ The debt totals in system audit reports may differ due to audit adjustments.



ALABAMA ASSOCIATION OF SCHOOL BOARDS

Sally Smith, J.D.
Executive Director

Tracey A. Meyer
Governmental Relations Coordinator

43 South Jackson Street
Montgomery, Alabama 36104

1-800-562-0601 | AlabamaSchoolBoards.org

@AlaSchoolBoards Facebook.com/AlabamaSchoolBoards