



WILCOX COUNTY

SCHOOL SYSTEM SNAPSHOT: 2023 EDITION*

P.O. Box 160 | Camden, AL 36726 | (334) 682-4716


Superintendent

Dr. Andre Saulsberry

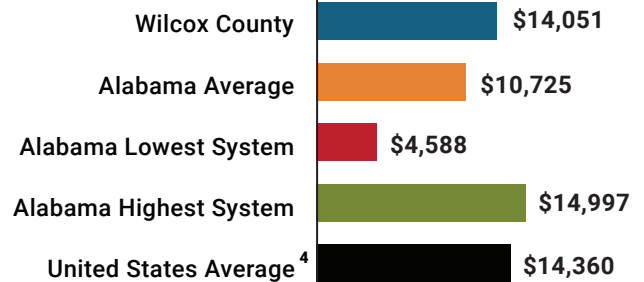
Board Members

Lester Turk, Synauri Boykin, Fran Cook, Shelia Dortch, Bernard Martin, Jr., Joseph Pettway






 **\$1,178,985**
Cost of One Month's
Operation/General Fund

 **0.98**
Number of Months
Reserve Balance

Total Per-Pupil Expenditures (PPE)

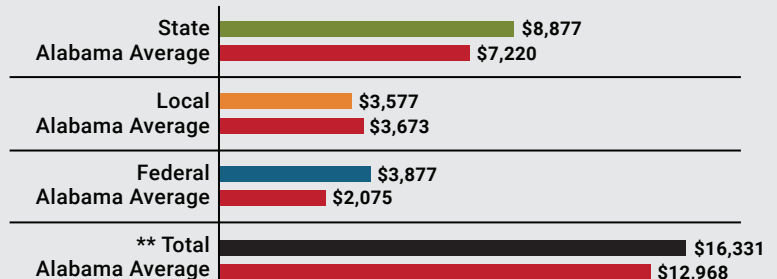


By the Numbers

	Schools ¹	5
	Students/ADM ²	1,324
	Free & Reduced Lunch.....	79%
	Community Eligibility Program.....	92%
	Number of Route Buses ³	37
	Buses 10 yrs. old or less.....	41%
	Students Bused.....	1,009
	Full-Time Employees.....	237
	Teachers.....	95
	Principals/ Assistant Principals.....	8
	Counselors.....	4
	Librarians.....	3
	Other Certified Employees.....	9
	Support Personnel.....	118

Per-Pupil Revenue Sources

Wilcox County Revenue Sources



**Total Revenue Among 138 School Systems



7
STATE
RANK

41
LOCAL
RANK

7
FEDERAL
RANK

OVERALL SYSTEM RANK 5

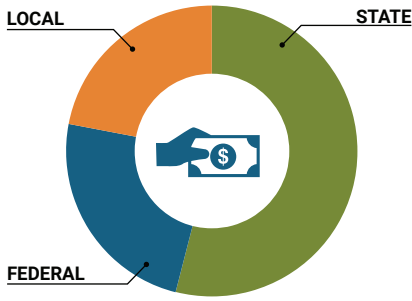
LEAs with a substantial increase in reported ADM may show lower rankings since additional revenues reflecting those increases in ADM are not received until the following fiscal year.

¹ Schools with enrollment, including Alternative and Career Technical Education
² Average Daily Membership (includes virtual students)
³ Data collected in 2021 and used for FY23 funding
⁴ 2021-2022 NEA Rankings of the States

* THIS REPORT INCLUDES FISCAL YEAR 2021 DATA

School System Revenue

How was your school system funded?¹



\$11,752,758	STATE	54%
\$5,133,529	FEDERAL	24%
\$4,839,146	LOCAL	22%
— \$1,468,500	Local 10-Mill Match	
\$3,370,646	AVAILABLE LOCAL REVENUE	

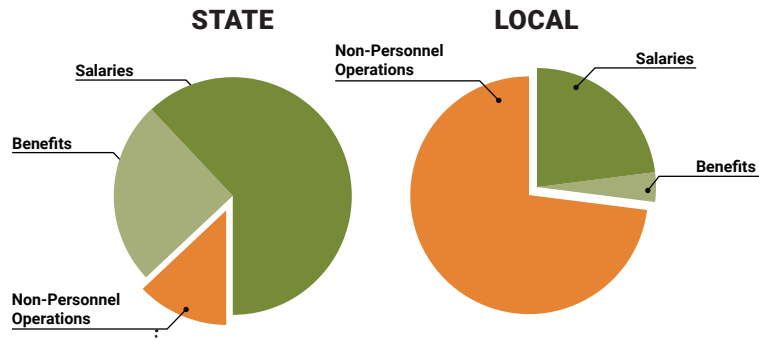
VALUE OF 1-MILL For Your School System



School System Spending

How did your school system spend state & local dollars?¹

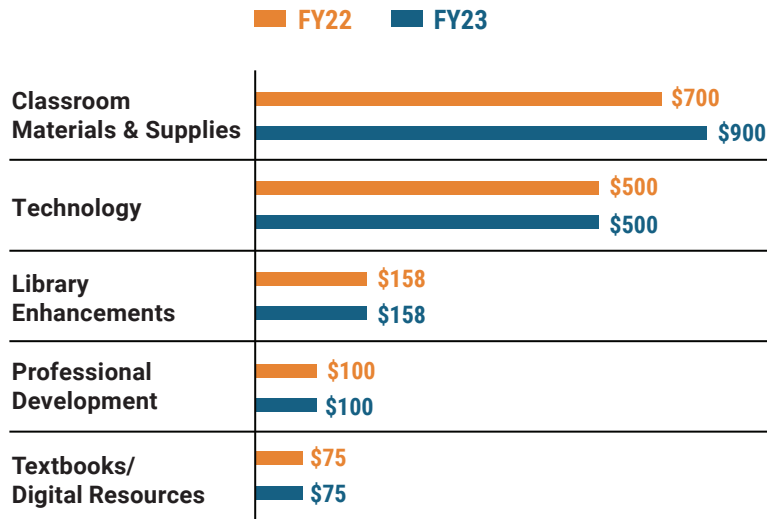
	STATE SPENDING ^{2,3}	LOCAL SPENDING ²
Salaries	\$7,906,830	\$597,708
Benefits	\$3,230,417	\$219,383
Non-Personnel Operations	\$1,625,033	\$610,032
TOTAL	\$12,762,280	\$1,427,123



Only 13% of state funding is available for non-personnel expenditures⁴

¹ Revenues and expenditures may contain nominal variances due to rounding
² Does not include debt service or capital outlay
³ Includes 10-mill match
⁴ Such as utilities, operations & maintenance, etc.

Instructional Support



Educational Advancement & Technology Fund⁵



⁵ These one-time supplemental funds may be used for repairs and deferred maintenance, capital outlay, classroom instructional supplies, insurance for facilities, transportation, technology and school safety.

System Debt

TOTAL DEBT⁶	DEBT PER STUDENT
\$14,695,075	\$11,099

⁶ The debt totals in system audit reports may differ due to audit adjustments.



Sally Smith, J.D.
Executive Director

Tracey A. Meyer
Governmental Relations Coordinator

43 South Jackson Street
Montgomery, Alabama 36104

1-800-562-0601 | AlabamaSchoolBoards.org

@AlaSchoolBoards | [Facebook.com/AlabamaSchoolBoards](https://www.facebook.com/AlabamaSchoolBoards)