



WALKER COUNTY

SCHOOL SYSTEM SNAPSHOT: 2023 EDITION*


P.O. Box 311 | Jasper, AL 35502 | (205) 387-0555


Superintendent

Dr. Dennis Willingham






Board Members

Bradley Ingle, Dr. Vonda Beaty, Lee Ann Headrick, Trent Kennedy, Todd Vick

 **\$6,219,472**
Cost of One Month's
Operation/General Fund

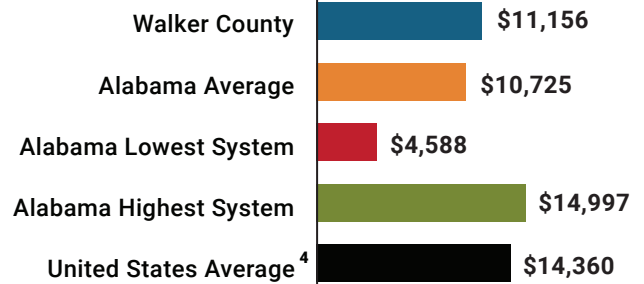
 **2.13**
Number of Months
Reserve Balance

By the Numbers

	Schools ¹	17
	Students/ADM ²	6,939
	Free & Reduced Lunch.....	53%
	Community Eligibility Program.....	41%
	Number of Route Buses ³	94
	Buses 10 yrs. old or less.....	70%
	Students Bused.....	3,616
	Full-Time Employees.....	945
	Teachers.....	462
	Principals/ Assistant Principals.....	29
	Counselors.....	18
	Librarians.....	14
	Other Certified Employees.....	17
	Support Personnel.....	405

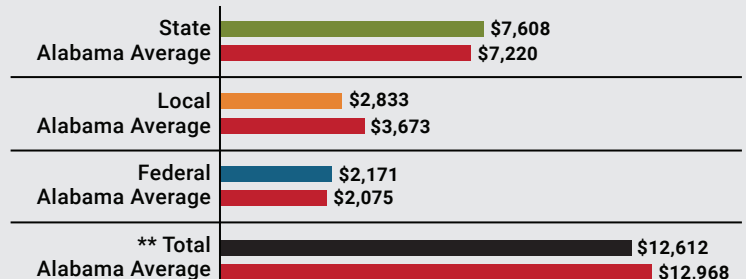
¹ Schools with enrollment, including Alternative and Career Technical Education
² Average Daily Membership (includes virtual students)
³ Data collected in 2021 and used for FY23 funding
⁴ 2021-2022 NEA Rankings of the States

Total Per-Pupil Expenditures (PPE)



Per-Pupil Revenue Sources

Walker County Revenue Sources



**Total Revenue Among 138 School Systems



68
STATE
RANK

64
LOCAL
RANK

63
FEDERAL
RANK

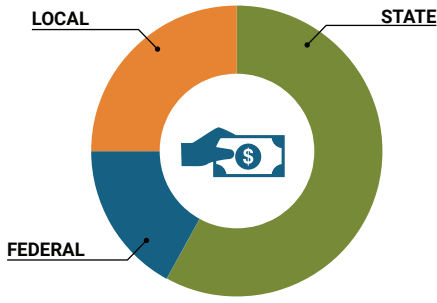
OVERALL SYSTEM RANK 84

LEAs with a substantial increase in reported ADM may show lower rankings since additional revenues reflecting those increases in ADM are not received until the following fiscal year.

* THIS REPORT INCLUDES FISCAL YEAR 2021 DATA


School System Revenue

How was your school system funded?¹



\$52,793,035	STATE	59%
\$15,061,634	FEDERAL	17%
\$22,067,848	LOCAL	25%
— \$4,988,010	Local 10-Mill Match	
\$17,079,838	AVAILABLE LOCAL REVENUE	

VALUE OF 1-MILL For Your School System

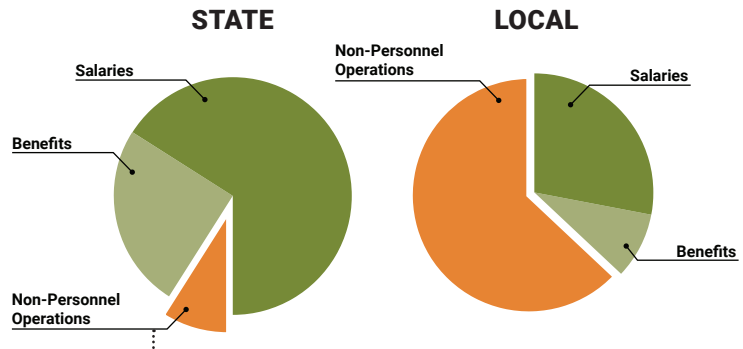


School System Spending

How did your school system spend state & local dollars?¹

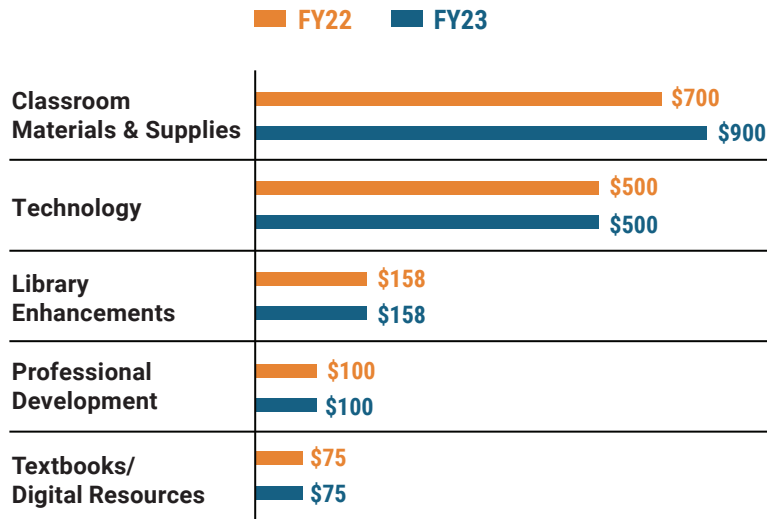
	STATE SPENDING ^{2,3}	LOCAL SPENDING ²
Salaries	\$35,257,203	\$3,916,576
Benefits	\$13,598,351	\$1,198,573
Non-Personnel Operations	\$4,581,583	\$6,509,373
TOTAL	\$53,437,137	\$11,624,522

¹ Revenues and expenditures may contain nominal variances due to rounding
² Does not include debt service or capital outlay
³ Includes 10-mill match
⁴ Such as utilities, operations & maintenance, etc.



Only 9% of state funding is available for non-personnel expenditures⁴

Instructional Support



Educational Advancement & Technology Fund⁵



⁵ These one-time supplemental funds may be used for repairs and deferred maintenance, capital outlay, classroom instructional supplies, insurance for facilities, transportation, technology and school safety.

System Debt

TOTAL DEBT⁶	DEBT PER STUDENT
\$30,782,715	\$4,436

⁶ The debt totals in system audit reports may differ due to audit adjustments.



Sally Smith, J.D.
Executive Director

Tracey A. Meyer
Governmental Relations Coordinator

43 South Jackson Street
Montgomery, Alabama 36104

1-800-562-0601 | AlabamaSchoolBoards.org

@AlaSchoolBoards Facebook.com/AlabamaSchoolBoards