



TUSCALOOSA COUNTY

SCHOOL SYSTEM SNAPSHOT: 2023 EDITION*

P.O. Drawer 2568 | Tuscaloosa, AL 35403 | (205) 758-0411

Superintendent

Dr. Keri C. Johnson

Board Members

Clyde R. Smalley, Portia L. Jones, Joe Calvin, Joseph Hocutt, Neal Guy, Don R. Presley, Clarence Squires

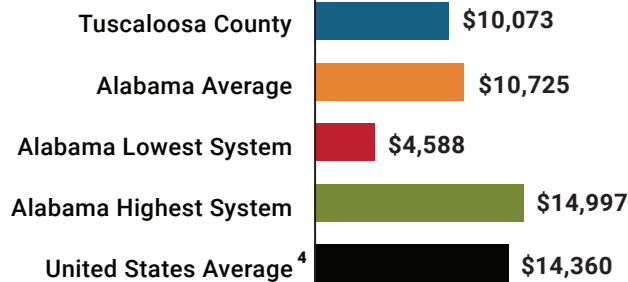
\$13,965,876
Cost of One Month's
Operation/General Fund

2.66
Number of Months
Reserve Balance

By the Numbers

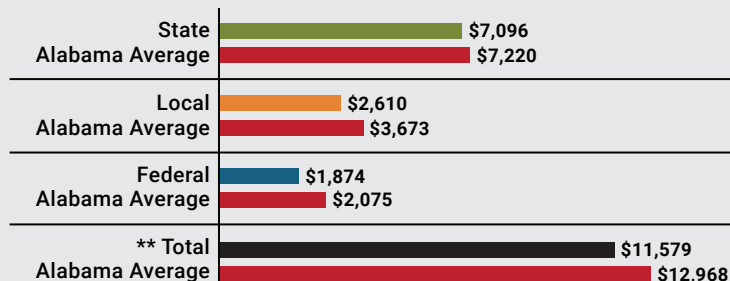
	Schools ¹	33
	Students/ADM ²	18,165
	Free & Reduced Lunch.....	54%
	Community Eligibility Program.....	30%
	Number of Route Buses ³	207
	Buses 10 yrs. old or less.....	100%
	Students Bused.....	9,335
	Full-Time Employees.....	2,305
	Teachers.....	1,156
	Principals/ Assistant Principals.....	68
	Counselors.....	43
	Librarians.....	34
	Other Certified Employees.....	58
	Support Personnel.....	946

Total Per-Pupil Expenditures (PPE)



Per-Pupil Revenue Sources

Tuscaloosa County Revenue Sources



**Total Revenue Among 138 School Systems



105
STATE
RANK

74
LOCAL
RANK

88
FEDERAL
RANK

OVERALL SYSTEM RANK 122

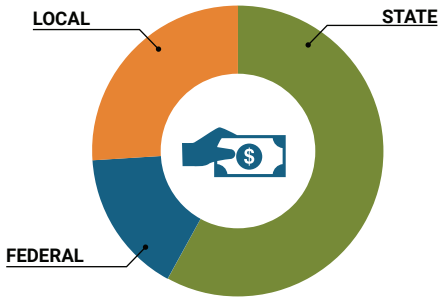
LEAs with a substantial increase in reported ADM may show lower rankings since additional revenues reflecting those increases in ADM are not received until the following fiscal year.

¹ Schools with enrollment, including Alternative and Career Technical Education
² Average Daily Membership (includes virtual students)
³ Data collected in 2021 and used for FY23 funding
⁴ 2021-2022 NEA Rankings of the States

* THIS REPORT INCLUDES FISCAL YEAR 2021 DATA

School System Revenue

How was your school system funded?¹



\$128,904,062	STATE	59%
\$34,032,446	FEDERAL	16%
\$56,444,199	LOCAL	26%
— \$14,059,540	Local 10-Mill Match	
\$42,384,659	AVAILABLE LOCAL REVENUE	

VALUE OF 1-MILL
For Your School System

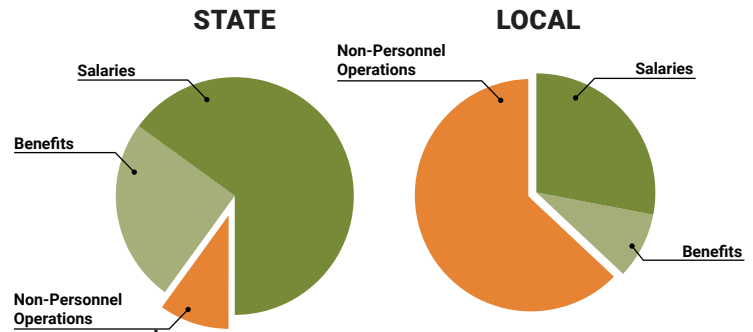
\$1,405,954

School System Spending

How did your school system spend state & local dollars?¹

	STATE SPENDING ^{2,3}	LOCAL SPENDING ²
Salaries	\$86,292,954	\$8,941,103
Benefits	\$33,998,685	\$2,825,344
Non-Personnel Operations	\$13,171,381	\$20,006,970
TOTAL	\$133,463,019	\$31,773,417

¹ Revenues and expenditures may contain nominal variances due to rounding
² Does not include debt service or capital outlay
³ Includes 10-mill match
⁴ Such as utilities, operations & maintenance, etc.



Only 10% of state funding is available for non-personnel expenditures⁴

Instructional Support



Educational Advancement & Technology Fund⁵



⁵ These one-time supplemental funds may be used for repairs and deferred maintenance, capital outlay, classroom instructional supplies, insurance for facilities, transportation, technology and school safety.

System Debt

TOTAL DEBT⁶	DEBT PER STUDENT
\$98,287,191	\$5,411

⁶ The debt totals in system audit reports may differ due to audit adjustments.



ALABAMA
ASSOCIATION OF
SCHOOL BOARDS

Sally Smith, J.D.
Executive Director

Tracey A. Meyer
Governmental Relations Coordinator

43 South Jackson Street
Montgomery, Alabama 36104

1-800-562-0601 | AlabamaSchoolBoards.org

@AlaSchoolBoards Facebook.com/AlabamaSchoolBoards