



TALLADEGA COUNTY

SCHOOL SYSTEM SNAPSHOT: 2023 EDITION*

P.O. Box 887 | Talladega, AL 35160 | (256) 315-5104


Superintendent

Dr. Suzanne Lacey

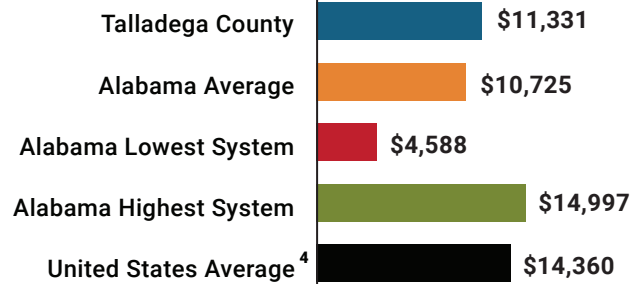
Board Members

Kathy Landers, Susan Shaw, John R. Ponder, Sandra Tuck, Mike Turner






 **\$5,919,141**
Cost of One Month's
Operation/General Fund

 **1.39**
Number of Months
Reserve Balance

Total Per-Pupil Expenditures (PPE)

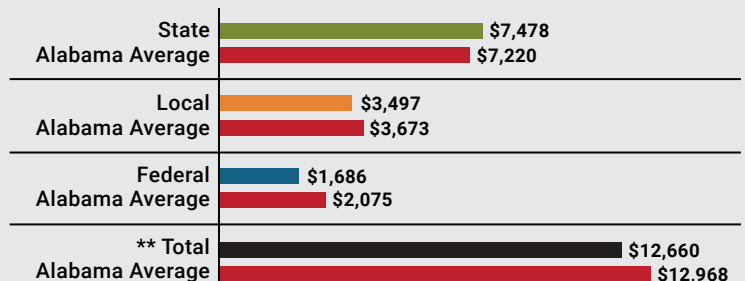


By the Numbers

	Schools ¹	17
	Students/ADM ²	6,827
	Free & Reduced Lunch.....	64%
	Community Eligibility Program.....	40%
	Number of Route Buses ³	111
	Buses 10 yrs. old or less.....	100%
	Students Bused.....	3,758
	Full-Time Employees.....	950
	Teachers.....	425
	Principals/ Assistant Principals.....	33
	Counselors.....	17
	Librarians.....	16
	Other Certified Employees.....	43
	Support Personnel.....	416

Per-Pupil Revenue Sources

Talladega County Revenue Sources



**Total Revenue Among 138 School Systems



76
STATE
RANK

43
LOCAL
RANK

103
FEDERAL
RANK

OVERALL SYSTEM RANK 82

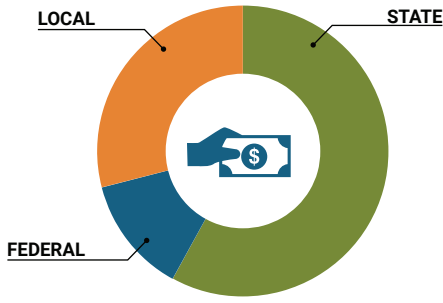
LEAs with a substantial increase in reported ADM may show lower rankings since additional revenues reflecting those increases in ADM are not received until the following fiscal year.

¹ Schools with enrollment, including Alternative and Career Technical Education
² Average Daily Membership (includes virtual students)
³ Data collected in 2021 and used for FY23 funding
⁴ 2021-2022 NEA Rankings of the States

* THIS REPORT INCLUDES FISCAL YEAR 2021 DATA

School System Revenue

How was your school system funded?¹



\$51,048,964	STATE	58%
\$11,509,302	FEDERAL	13%
\$25,972,741	LOCAL	29%
— \$7,885,670	Local 10-Mill Match	
\$18,087,071	AVAILABLE LOCAL REVENUE	

VALUE OF 1-MILL For Your School System

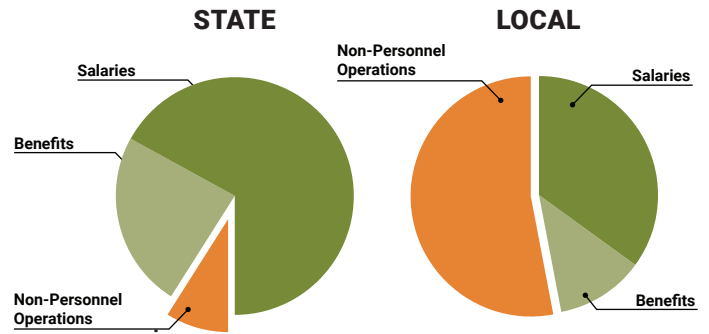
\$788,567

School System Spending

How did your school system spend state & local dollars?¹

	STATE SPENDING ^{2,3}	LOCAL SPENDING ²
Salaries	\$37,535,134	\$4,417,817
Benefits	\$13,243,419	\$1,469,988
Non-Personnel Operations	\$5,545,631	\$6,515,953
TOTAL	\$56,324,183	\$12,403,758

- ¹ Revenues and expenditures may contain nominal variances due to rounding
² Does not include debt service or capital outlay
³ Includes 10-mill match
⁴ Such as utilities, operations & maintenance, etc.



Only 10% of state funding is available for non-personnel expenditures⁴

Instructional Support



Educational Advancement & Technology Fund⁵

FY22	\$1,933,732
FY21	\$1,993,024
FY20	\$1,738,310

⁵ These one-time supplemental funds may be used for repairs and deferred maintenance, capital outlay, classroom instructional supplies, insurance for facilities, transportation, technology and school safety.

System Debt

TOTAL DEBT⁶	DEBT PER STUDENT
\$63,735,077	\$9,336

⁶ The debt totals in system audit reports may differ due to audit adjustments.



ALABAMA ASSOCIATION OF SCHOOL BOARDS

Sally Smith, J.D.
Executive Director

Tracey A. Meyer
Governmental Relations Coordinator

43 South Jackson Street
Montgomery, Alabama 36104

1-800-562-0601 | AlabamaSchoolBoards.org

@AlaSchoolBoards Facebook.com/AlabamaSchoolBoards