



ST. CLAIR COUNTY

SCHOOL SYSTEM SNAPSHOT: 2023 EDITION*

410 Roy Drive | Ashville, AL 35953 | (205) 594-7131

Superintendent

Justin Burns

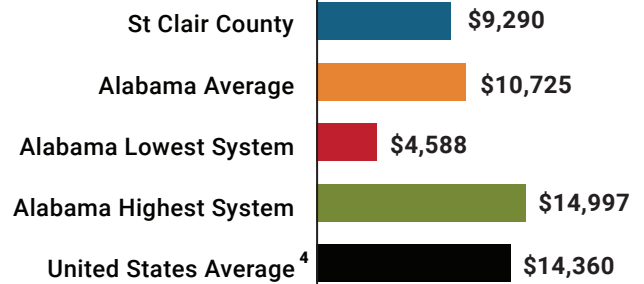
Board Members

Scott Suttle, DeWayne Lovell, Allison Gray, Dr. Mike Hobbs, Bill Morris, Randy Thompson, Nickie Vanpelt

\$6,539,390
Cost of One Month's
Operation/General Fund

1.46
Number of Months
Reserve Balance

Total Per-Pupil Expenditures (PPE)

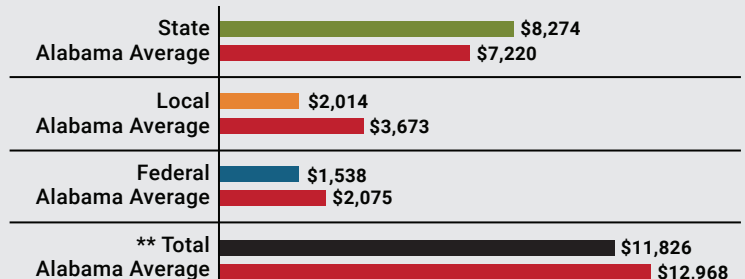


By the Numbers

	Schools ¹	19
	Students/ADM ²	9,152
	Free & Reduced Lunch.....	45%
	Community Eligibility Program.....	28%
	Number of Route Buses ³	103
	Buses 10 yrs. old or less.....	90%
	Students Bused.....	4,567
	Full-Time Employees.....	1,089
	Teachers.....	574
	Principals/ Assistant Principals.....	34
	Counselors.....	23
	Librarians.....	15
	Other Certified Employees.....	32
	Support Personnel.....	411

Per-Pupil Revenue Sources

St Clair County Revenue Sources



**Total Revenue Among 138 School Systems



23
STATE
RANK

116
LOCAL
RANK

114
FEDERAL
RANK

OVERALL SYSTEM RANK 116

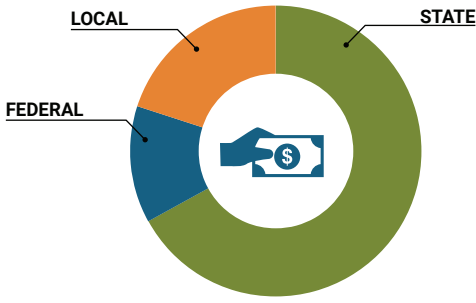
LEAs with a substantial increase in reported ADM may show lower rankings since additional revenues reflecting those increases in ADM are not received until the following fiscal year.

¹ Schools with enrollment, including Alternative and Career Technical Education
² Average Daily Membership (includes virtual students)
³ Data collected in 2021 and used for FY23 funding
⁴ 2021-2022 NEA Rankings of the States

* THIS REPORT INCLUDES FISCAL YEAR 2021 DATA

School System Revenue

How was your school system funded?¹



\$75,727,858	STATE	67%
\$14,071,408	FEDERAL	13%
\$22,515,527	LOCAL	20%
— \$5,859,170	Local 10-Mill Match	
\$16,656,357	AVAILABLE LOCAL REVENUE	

VALUE OF 1-MILL
For Your School System

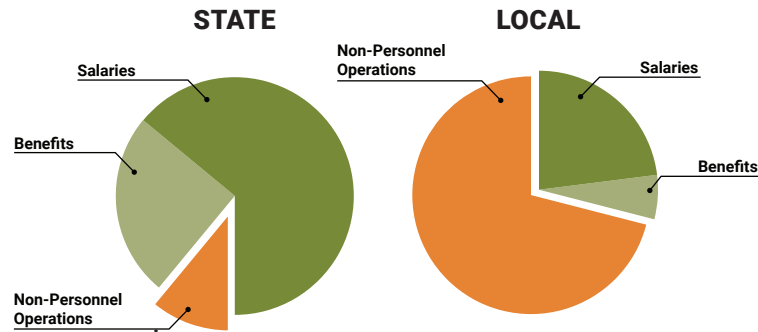
\$585,917

School System Spending

How did your school system spend state & local dollars?¹

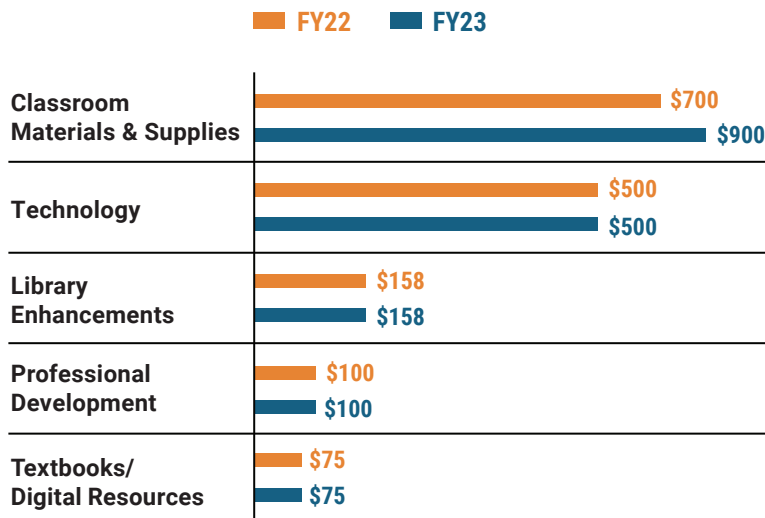
	STATE SPENDING ^{2,3}	LOCAL SPENDING ²
Salaries	\$42,462,241	\$2,966,830
Benefits	\$16,681,190	\$736,089
Non-Personnel Operations	\$7,530,604	\$9,275,131
TOTAL	\$66,674,035	\$12,978,050

- ¹ Revenues and expenditures may contain nominal variances due to rounding
- ² Does not include debt service or capital outlay
- ³ Includes 10-mill match
- ⁴ Such as utilities, operations & maintenance, etc.



Only 11% of state funding is available for non-personnel expenditures⁴

Instructional Support



Educational Advancement & Technology Fund⁵



⁵ These one-time supplemental funds may be used for repairs and deferred maintenance, capital outlay, classroom instructional supplies, insurance for facilities, transportation, technology and school safety.

System Debt

TOTAL DEBT⁶	DEBT PER STUDENT
\$51,662,436	\$5,645

⁶ The debt totals in system audit reports may differ due to audit adjustments.



ALABAMA
ASSOCIATION OF
SCHOOL BOARDS

Sally Smith, J.D.
Executive Director

Tracey A. Meyer
Governmental Relations Coordinator

43 South Jackson Street
Montgomery, Alabama 36104

1-800-562-0601 | AlabamaSchoolBoards.org

@AlaSchoolBoards Facebook.com/AlabamaSchoolBoards