



PIKE COUNTY

SCHOOL SYSTEM SNAPSHOT: 2023 EDITION*

101 W. Love Street | Troy, AL 36081 | (334) 566-1850


Superintendent

Dr. Mark Bazzell






Board Members

Scott Hartley, Tony May, Dr. Clint Foster, Rev. Earnest Green, Chris Wilkes, Dr. William Greg Price

 **\$1,914,152**
Cost of One Month's
Operation/General Fund

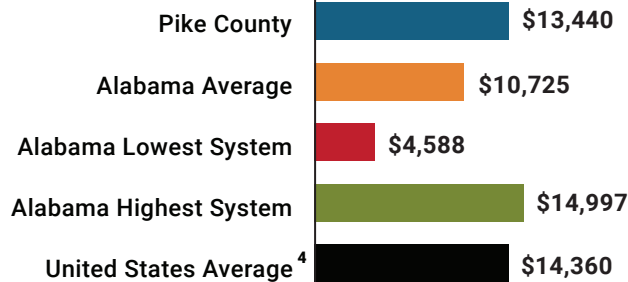
 **1.63**
Number of Months
Reserve Balance

By the Numbers

	Schools ¹	6
	Students/ADM ²	2,102
	Free & Reduced Lunch.....	54%
	Community Eligibility Program.....	57%
	Number of Route Buses ³	36
	Buses 10 yrs. old or less.....	100%
	Students Bused.....	1,482
	Full-Time Employees.....	322
	Teachers.....	154
	Principals/ Assistant Principals.....	10
	Counselors.....	6
	Librarians.....	5
	Other Certified Employees.....	8
	Support Personnel.....	139

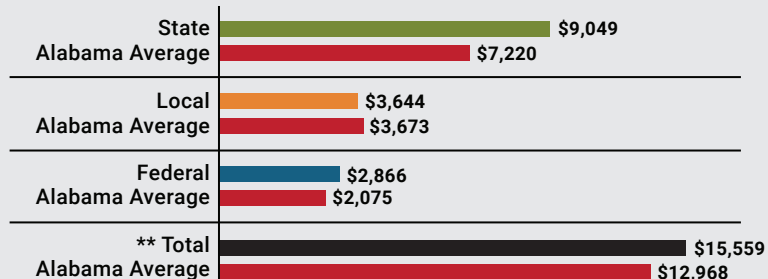
¹ Schools with enrollment, including Alternative and Career Technical Education
² Average Daily Membership (includes virtual students)
³ Data collected in 2021 and used for FY23 funding
⁴ 2021-2022 NEA Rankings of the States

Total Per-Pupil Expenditures (PPE)



Per-Pupil Revenue Sources

Pike County Revenue Sources



**Total Revenue Among 138 School Systems



5
STATE
RANK

39
LOCAL
RANK

26
FEDERAL
RANK

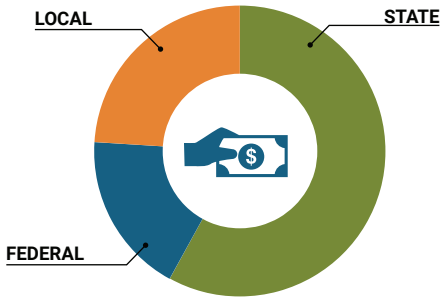
OVERALL SYSTEM RANK 12

LEAs with a substantial increase in reported ADM may show lower rankings since additional revenues reflecting those increases in ADM are not received until the following fiscal year.

* THIS REPORT INCLUDES FISCAL YEAR 2021 DATA

School System Revenue

How was your school system funded?¹



\$19,021,641	STATE	57%
\$6,024,782	FEDERAL	18%
\$8,054,554	LOCAL	24%
— \$1,405,910	Local 10-Mill Match	
\$6,648,644	AVAILABLE LOCAL REVENUE	

VALUE OF 1-MILL For Your School System

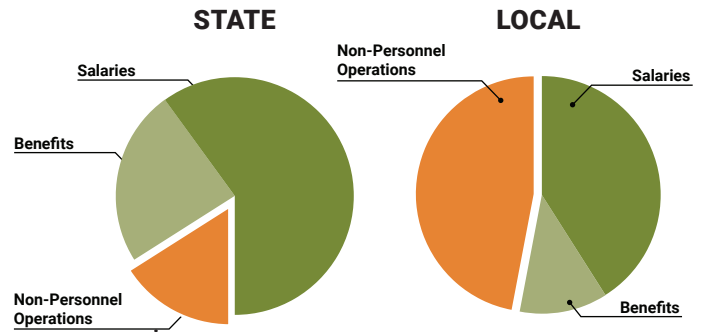
\$140,591

School System Spending

How did your school system spend state & local dollars?¹

	STATE SPENDING ^{2,3}	LOCAL SPENDING ²
Salaries	\$10,151,662	\$2,322,432
Benefits	\$4,026,900	\$681,219
Non-Personnel Operations	\$2,795,448	\$2,695,958
TOTAL	\$16,974,010	\$5,699,610

¹ Revenues and expenditures may contain nominal variances due to rounding
² Does not include debt service or capital outlay
³ Includes 10-mill match
⁴ Such as utilities, operations & maintenance, etc.



Only 16% of state funding is available for non-personnel expenditures⁴

Instructional Support



Educational Advancement & Technology Fund⁵



⁵ These one-time supplemental funds may be used for repairs and deferred maintenance, capital outlay, classroom instructional supplies, insurance for facilities, transportation, technology and school safety.

System Debt

TOTAL DEBT⁶	DEBT PER STUDENT
\$14,192,181	\$6,752

⁶ The debt totals in system audit reports may differ due to audit adjustments.



ALABAMA ASSOCIATION OF SCHOOL BOARDS

Sally Smith, J.D.
Executive Director

Tracey A. Meyer
Governmental Relations Coordinator

43 South Jackson Street
Montgomery, Alabama 36104

1-800-562-0601 | AlabamaSchoolBoards.org

@AlaSchoolBoards Facebook.com/AlabamaSchoolBoards