



PICKENS COUNTY

SCHOOL SYSTEM SNAPSHOT: 2023 EDITION*

377 Ladow Center Circle | Carrollton, AL 35447 | (205) 367-2081

Superintendent

Jamie Chapman






Board Members

Annie P. Jackson, Dr John Brandon, Gene Dawkins, Frankie Spencer, Oscar Sam Wiggins

 **\$1,834,402**
Cost of One Month's
Operation/General Fund

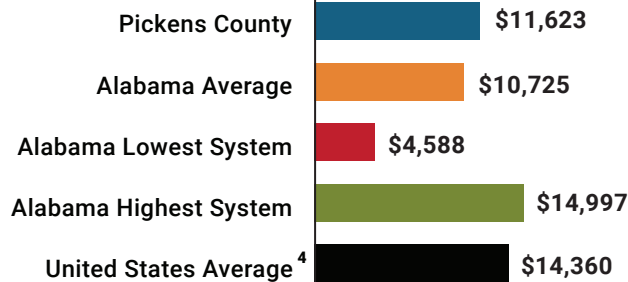
 **1.66**
Number of Months
Reserve Balance

By the Numbers

| | | |
|--|---|--------------|
|  | Schools ¹ | 7 |
|  | Students/ADM ² | 2,311 |
|  | Free & Reduced Lunch | 72% |
| | Community Eligibility Program | 51% |
|  | Number of Route Buses ³ | 42 |
| | Buses 10 yrs. old or less..... | 74% |
| | Students Bused..... | 1,679 |
|  | Full-Time Employees | 330 |
| | Teachers..... | 149 |
| | Principals/ Assistant Principals..... | 12 |
| | Counselors..... | 8 |
| | Librarians..... | 6 |
| | Other Certified Employees..... | 7 |
| | Support Personnel..... | 148 |

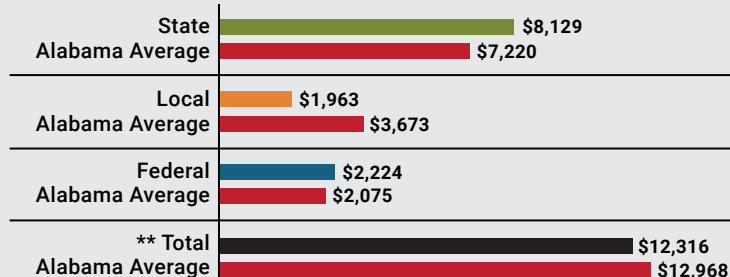
¹ Schools with enrollment, including Alternative and Career Technical Education
² Average Daily Membership (includes virtual students)
³ Data collected in 2021 and used for FY23 funding
⁴ 2021-2022 NEA Rankings of the States

Total Per-Pupil Expenditures (PPE)



Per-Pupil Revenue Sources

Pickens County Revenue Sources



**Total Revenue Among 138 School Systems



30
STATE
RANK

119
LOCAL
RANK

60
FEDERAL
RANK

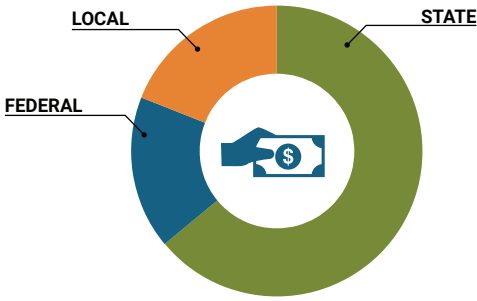
OVERALL SYSTEM RANK 99

LEAs with a substantial increase in reported ADM may show lower rankings since additional revenues reflecting those increases in ADM are not received until the following fiscal year.

* THIS REPORT INCLUDES FISCAL YEAR 2021 DATA

School System Revenue

How was your school system funded?¹



| | | |
|--------------------|--------------------------------|-----|
| \$18,787,040 | STATE | 64% |
| \$5,139,229 | FEDERAL | 17% |
| \$5,596,231 | LOCAL | 19% |
| — \$1,629,690 | Local 10-Mill Match | |
| \$3,966,541 | AVAILABLE LOCAL REVENUE | |

VALUE OF 1-MILL For Your School System

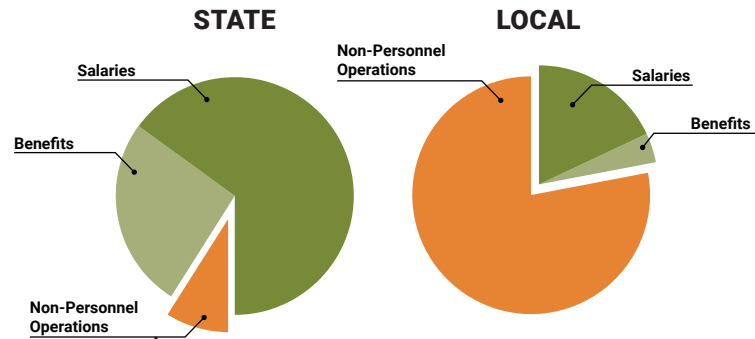
\$162,969

School System Spending

How did your school system spend state & local dollars?¹

| | STATE SPENDING ^{2,3} | LOCAL SPENDING ² |
|--------------------------|-------------------------------|-----------------------------|
| Salaries | \$12,129,939 | \$488,321 |
| Benefits | \$4,799,468 | \$119,802 |
| Non-Personnel Operations | \$1,719,197 | \$2,127,873 |
| TOTAL | \$18,648,604 | \$2,735,995 |

- ¹ Revenues and expenditures may contain nominal variances due to rounding
² Does not include debt service or capital outlay
³ Includes 10-mill match
⁴ Such as utilities, operations & maintenance, etc.



Only 9% of state funding is available for non-personnel expenditures⁴

Instructional Support



Educational Advancement & Technology Fund⁵

| | |
|------|-----------|
| FY22 | \$654,684 |
| FY21 | \$672,909 |
| FY20 | \$592,937 |

⁵ These one-time supplemental funds may be used for repairs and deferred maintenance, capital outlay, classroom instructional supplies, insurance for facilities, transportation, technology and school safety.

System Debt

| | |
|-------------------------------|-------------------------|
| TOTAL DEBT⁶ | DEBT PER STUDENT |
| \$10,381,325 | \$4,492 |

⁶ The debt totals in system audit reports may differ due to audit adjustments.



ALABAMA
ASSOCIATION OF
SCHOOL BOARDS

Sally Smith, J.D.
Executive Director

Tracey A. Meyer
Governmental Relations Coordinator

43 South Jackson Street
Montgomery, Alabama 36104

1-800-562-0601 | AlabamaSchoolBoards.org

@AlaSchoolBoards Facebook.com/AlabamaSchoolBoards