



PERRY COUNTY

SCHOOL SYSTEM SNAPSHOT: 2023 EDITION*

P.O. Box 900 | Marion, AL 36756 | (334) 683-6528

Superintendent

Dr. Marcia A. Smiley

Board Members

Dr. Vera Davis, Donald Nichols, Emefa Butler, Rev. Eulas Kirtdoll, Cheryle L. Thomas



\$918,195

Cost of One Month's
Operation/General Fund



1.19

Number of Months
Reserve Balance

By the Numbers



Schools¹ 2



Students/ADM² 1,123



Free & Reduced Lunch 75%
Community Eligibility Program 88%



Number of Route Buses³ 23
Buses 10 yrs. old or less 91%
Students Bused 776



Full-Time Employees 155
Teachers 72
Principals/
Assistant Principals 5
Counselors 3
Librarians 2
Other Certified Employees 6
Support Personnel 67

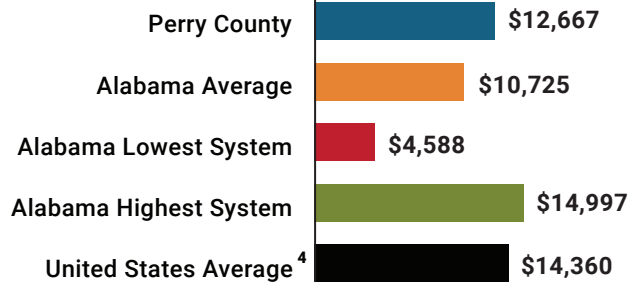
¹ Schools with enrollment, including Alternative and Career Technical Education

² Average Daily Membership (includes virtual students)

³ Data collected in 2021 and used for FY23 funding

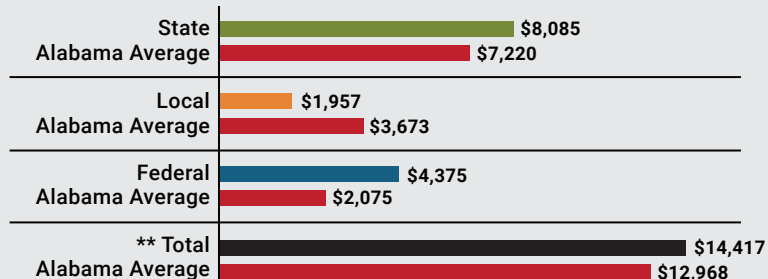
⁴ 2021-2022 NEA Rankings of the States

Total Per-Pupil Expenditures (PPE)



Per-Pupil Revenue Sources

Perry County Revenue Sources



**Total Revenue Among 138 School Systems



32
STATE
RANK

121
LOCAL
RANK

5
FEDERAL
RANK

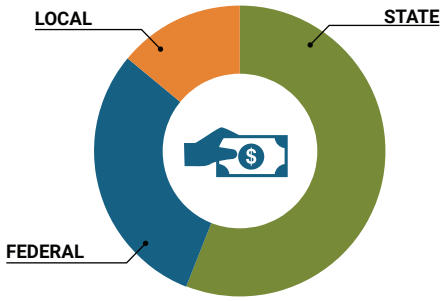
OVERALL SYSTEM RANK 25

LEAs with a substantial increase in reported ADM may show lower rankings since additional revenues reflecting those increases in ADM are not received until the following fiscal year.

* THIS REPORT INCLUDES FISCAL YEAR 2021 DATA

School System Revenue

How was your school system funded?¹



\$9,079,341	STATE	56%
\$4,912,822	FEDERAL	30%
\$2,305,893	LOCAL	14%
\$834,680	Local 10-Mill Match	
\$1,471,213	AVAILABLE LOCAL REVENUE	

VALUE OF 1-MILL
For Your School System

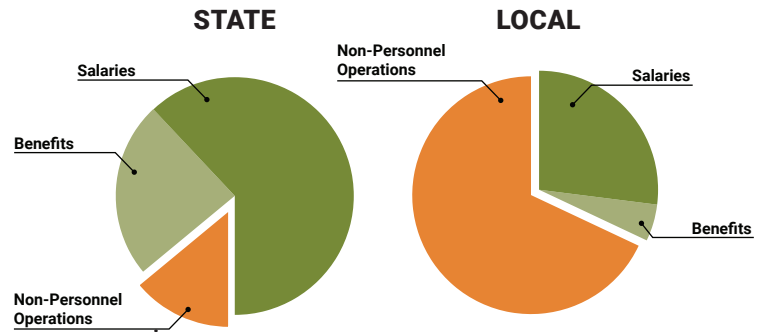


School System Spending

How did your school system spend state & local dollars?¹

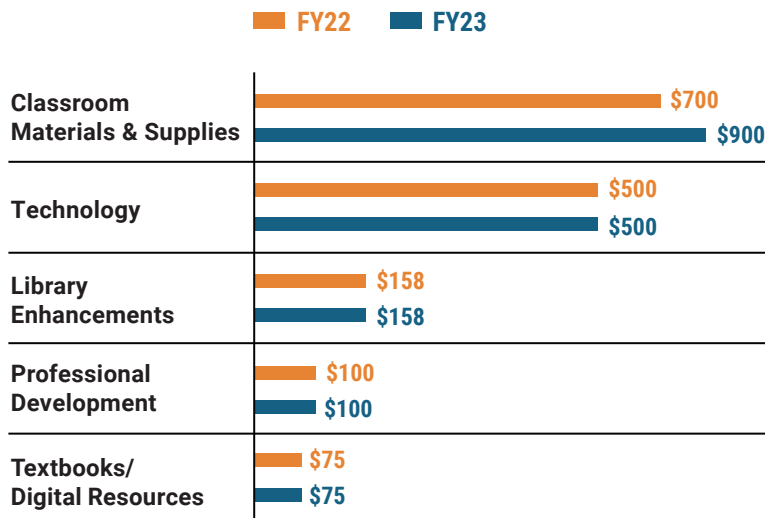
	STATE SPENDING ^{2,3}	LOCAL SPENDING ²
Salaries	\$5,790,949	\$313,972
Benefits	\$2,264,277	\$58,213
Non-Personnel Operations	\$1,336,146	\$799,734
TOTAL	\$9,391,372	\$1,171,919

- ¹ Revenues and expenditures may contain nominal variances due to rounding
² Does not include debt service or capital outlay
³ Includes 10-mill match
⁴ Such as utilities, operations & maintenance, etc.



Only 14% of state funding is available for non-personnel expenditures⁴

Instructional Support



Educational Advancement & Technology Fund⁵

FY22	\$318,116
FY21	\$318,610
FY20	\$302,391

⁵ These one-time supplemental funds may be used for repairs and deferred maintenance, capital outlay, classroom instructional supplies, insurance for facilities, transportation, technology and school safety.

System Debt

TOTAL DEBT⁶	\$5,901,425	DEBT PER STUDENT	\$5,255
-------------------------------	--------------------	-------------------------	----------------

⁶ The debt totals in system audit reports may differ due to audit adjustments.



ALABAMA
ASSOCIATION OF
SCHOOL BOARDS

Sally Smith, J.D.
Executive Director

Tracey A. Meyer
Governmental Relations Coordinator

43 South Jackson Street
Montgomery, Alabama 36104

1-800-562-0601 | AlabamaSchoolBoards.org

@AlaSchoolBoards Facebook.com/AlabamaSchoolBoards