



MONROE COUNTY

SCHOOL SYSTEM SNAPSHOT: 2023 EDITION*

109 Pickens Street | Monroeville, AL 36460 | (251) 743-2153

Superintendent

Gregory L. Shehan

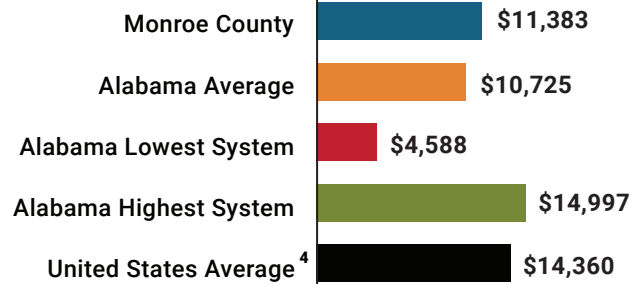
Board Members

Tony K. Powell, Martha Jordan, Sabrina Kidd, Kenneth V. Smith, Barbara Turner

\$2,374,352
Cost of One Month's
Operation/General Fund

3.66
Number of Months
Reserve Balance

Total Per-Pupil Expenditures (PPE)

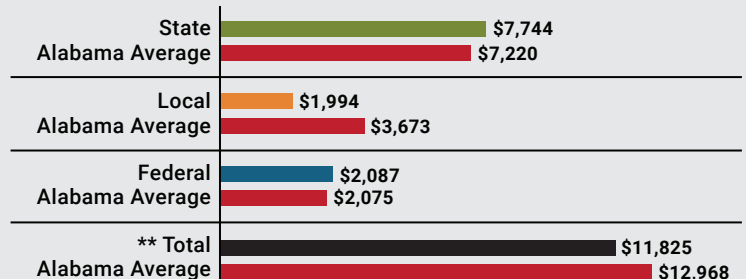


By the Numbers

	Schools¹	8
	Students/ADM²	3,057
	Free & Reduced Lunch	59%
	Community Eligibility Program	49%
	Number of Route Buses³	46
	Buses 10 yrs. old or less.....	83%
	Students Bused.....	1,659
	Full-Time Employees	437
	Teachers.....	211
	Principals/ Assistant Principals.....	15
	Counselors.....	11
	Librarians.....	7
	Other Certified Employees.....	10
	Support Personnel.....	183

Per-Pupil Revenue Sources

Monroe County Revenue Sources



**Total Revenue Among 138 School Systems



57
STATE
RANK

117
LOCAL
RANK

77
FEDERAL
RANK

OVERALL SYSTEM RANK 117

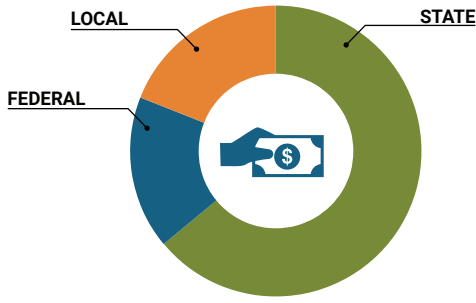
LEAs with a substantial increase in reported ADM may show lower rankings since additional revenues reflecting those increases in ADM are not received until the following fiscal year.

¹ Schools with enrollment, including Alternative and Career Technical Education
² Average Daily Membership (includes virtual students)
³ Data collected in 2021 and used for FY23 funding
⁴ 2021-2022 NEA Rankings of the States

* THIS REPORT INCLUDES FISCAL YEAR 2021 DATA

School System Revenue

How was your school system funded?¹



\$23,673,766	STATE	63%
\$6,379,848	FEDERAL	17%
\$7,269,224	LOCAL	19%
— \$2,757,390	Local 10-Mill Match	
\$4,511,834	AVAILABLE LOCAL REVENUE	

VALUE OF 1-MILL For Your School System

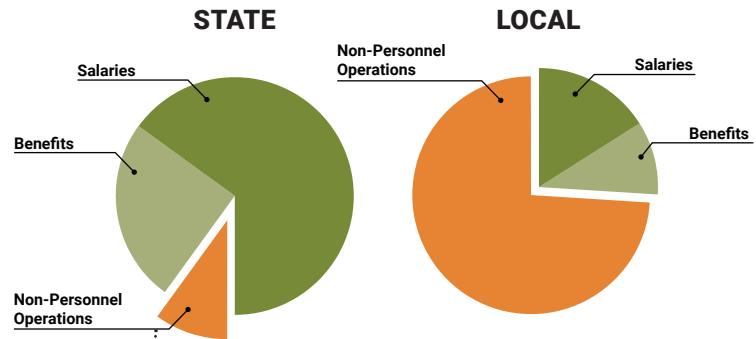
\$275,739

School System Spending

How did your school system spend state & local dollars?¹

	STATE SPENDING ^{2,3}	LOCAL SPENDING ²
Salaries	\$16,663,062	\$573,545
Benefits	\$6,452,376	\$340,516
Non-Personnel Operations	\$2,530,909	\$2,626,267
TOTAL	\$25,646,347	\$3,540,329

- ¹ Revenues and expenditures may contain nominal variances due to rounding
² Does not include debt service or capital outlay
³ Includes 10-mill match
⁴ Such as utilities, operations & maintenance, etc.



Only 10% of state funding is available for non-personnel expenditures⁴

Instructional Support



Educational Advancement & Technology Fund⁵

FY22	\$865,737
FY21	\$897,348
FY20	\$781,532

⁵ These one-time supplemental funds may be used for repairs and deferred maintenance, capital outlay, classroom instructional supplies, insurance for facilities, transportation, technology and school safety.

System Debt

TOTAL DEBT⁶	DEBT PER STUDENT
\$5,554,817	\$1,817

⁶ The debt totals in system audit reports may differ due to audit adjustments.



ALABAMA ASSOCIATION OF SCHOOL BOARDS

Sally Smith, J.D.
Executive Director

Tracey A. Meyer
Governmental Relations Coordinator

43 South Jackson Street
Montgomery, Alabama 36104

1-800-562-0601 | AlabamaSchoolBoards.org

@AlaSchoolBoards Facebook.com/AlabamaSchoolBoards