



MOBILE COUNTY

SCHOOL SYSTEM SNAPSHOT: 2023 EDITION*

P.O. Box 180069 | Mobile, AL 36618 | (251) 221-4387


Superintendent

Chresal Threadgill

Board Members


Dr. Reginald Crenshaw, Johnny Hatcher, Sherry Dillihay-McDade, L. Douglas Harwell, Don Stringfellow

 **\$38,090,482**
Cost of One Month's
Operation/General Fund


 **1.85**
Number of Months
Reserve Balance


By the Numbers

 **Schools**¹ **82**

 **Students/ADM**² **51,300**

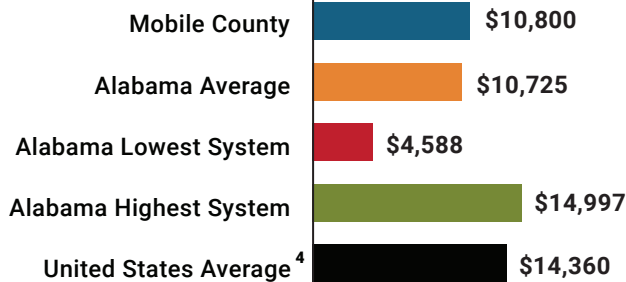
 **Free & Reduced Lunch** **52%**
Community Eligibility Program **67%**

 **Number of Route Buses**³ **635**
Buses 10 yrs. old or less **86%**
Students Bused **24,216**

 **Full-Time Employees** **7,094**
Teachers **3,359**
Principals/
Assistant Principals **181**
Counselors **124**
Librarians **89**
Other Certified Employees **193**
Support Personnel **3148**

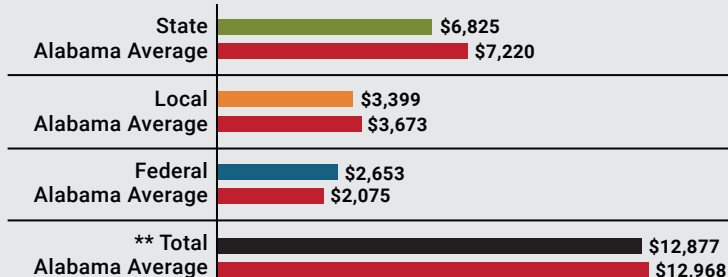
¹ Schools with enrollment, including Alternative and Career Technical Education
² Average Daily Membership (includes virtual students)
³ Data collected in 2021 and used for FY23 funding
⁴ 2021-2022 NEA Rankings of the States

Total Per-Pupil Expenditures (PPE)



Per-Pupil Revenue Sources

Mobile County Revenue Sources



**Total Revenue Among 138 School Systems



120
STATE
RANK

48
LOCAL
RANK

36
FEDERAL
RANK

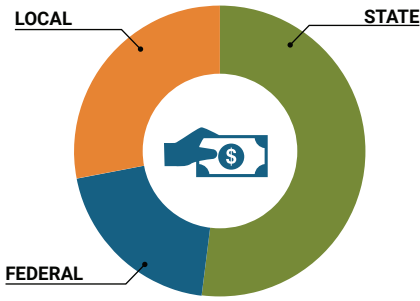
OVERALL SYSTEM RANK 67

LEAs with a substantial increase in reported ADM may show lower rankings since additional revenues reflecting those increases in ADM are not received until the following fiscal year.

* THIS REPORT INCLUDES FISCAL YEAR 2021 DATA

School System Revenue

How was your school system funded?¹



| | | |
|----------------------|--------------------------------|-----|
| \$350,123,511 | STATE | 52% |
| \$136,093,580 | FEDERAL | 20% |
| \$185,355,669 | LOCAL | 28% |
| — \$52,438,050 | Local 10-Mill Match | |
| \$132,917,619 | AVAILABLE LOCAL REVENUE | |

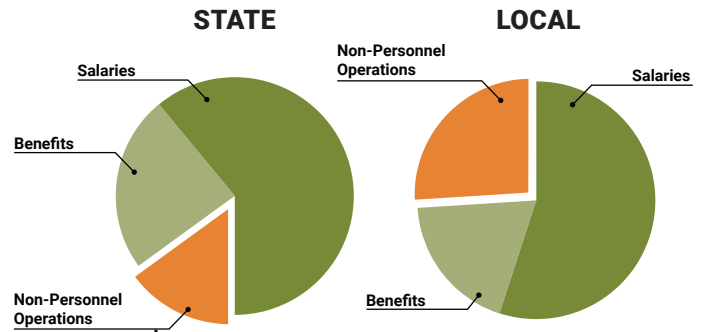
VALUE OF 1-MILL For Your School System



School System Spending

How did your school system spend state & local dollars?¹

| | STATE SPENDING ^{2,3} | LOCAL SPENDING ² |
|--------------------------|-------------------------------|-----------------------------|
| Salaries | \$234,169,132 | \$39,209,974 |
| Benefits | \$91,955,216 | \$13,754,281 |
| Non-Personnel Operations | \$57,937,149 | \$17,955,867 |
| TOTAL | \$384,061,496 | \$70,920,122 |



Only 15% of state funding is available for non-personnel expenditures⁴

¹ Revenues and expenditures may contain nominal variances due to rounding
² Does not include debt service or capital outlay
³ Includes 10-mill match
⁴ Such as utilities, operations & maintenance, etc.

Instructional Support



Educational Advancement & Technology Fund⁵



⁵ These one-time supplemental funds may be used for repairs and deferred maintenance, capital outlay, classroom instructional supplies, insurance for facilities, transportation, technology and school safety.

System Debt

| | |
|-------------------------------|-------------------------|
| TOTAL DEBT⁶ | DEBT PER STUDENT |
| \$294,425,035 | \$5,739 |

⁶ The debt totals in system audit reports may differ due to audit adjustments.



ALABAMA ASSOCIATION OF SCHOOL BOARDS

Sally Smith, J.D.
Executive Director

Tracey A. Meyer
Governmental Relations Coordinator

43 South Jackson Street
Montgomery, Alabama 36104

1-800-562-0601 | AlabamaSchoolBoards.org

@AlaSchoolBoards Facebook.com/AlabamaSchoolBoards