



MARION COUNTY

SCHOOL SYSTEM SNAPSHOT: 2023 EDITION*


188 Winchester Drive | Hamilton, AL 35570 | (205) 921-3191


Superintendent

Ann West

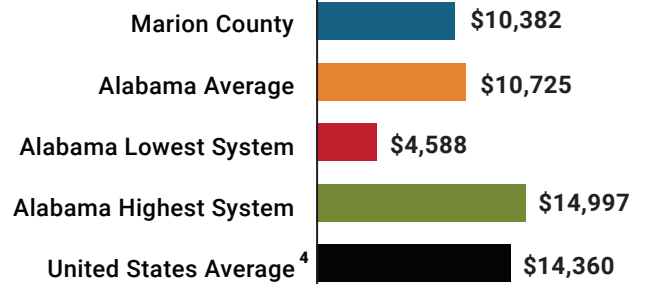
Board Members

Don Jones, Mark Dearen, Beverly Burleson, Joyce Fowler, Daryl Weatherly






 **\$2,281,439**
Cost of One Month's
Operation/General Fund

 **5.44**
Number of Months
Reserve Balance

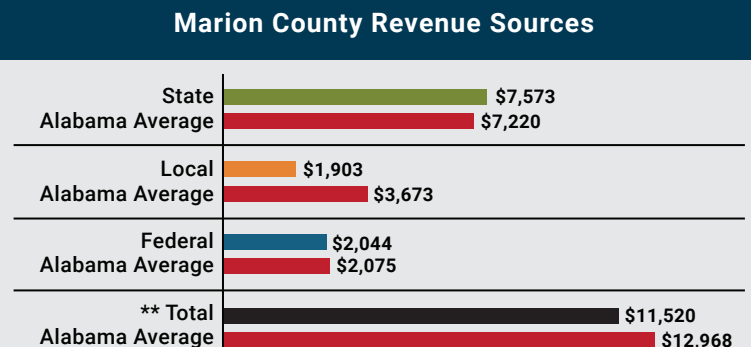
Total Per-Pupil Expenditures (PPE)



By the Numbers

	Schools ¹	10
	Students/ADM ²	3,191
	Free & Reduced Lunch	55%
	Community Eligibility Program	40%
	Number of Route Buses ³	46
	Buses 10 yrs. old or less	93%
	Students Bused	2,242
	Full-Time Employees	399
	Teachers	219
	Principals/ Assistant Principals	12
	Counselors	7
	Librarians	7
	Other Certified Employees	5
	Support Personnel	149

Per-Pupil Revenue Sources



**Total Revenue Among 138 School Systems



70
STATE
RANK

125
LOCAL
RANK

81
FEDERAL
RANK

OVERALL SYSTEM RANK 124

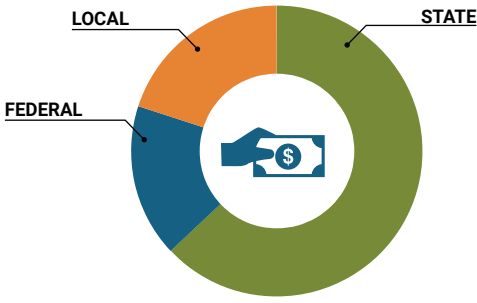
LEAs with a substantial increase in reported ADM may show lower rankings since additional revenues reflecting those increases in ADM are not received until the following fiscal year.

¹ Schools with enrollment, including Alternative and Career Technical Education
² Average Daily Membership (includes virtual students)
³ Data collected in 2021 and used for FY23 funding
⁴ 2021-2022 NEA Rankings of the States

* THIS REPORT INCLUDES FISCAL YEAR 2021 DATA

School System Revenue

How was your school system funded?¹



\$24,166,638	STATE	63%
\$6,521,570	FEDERAL	17%
\$7,746,944	LOCAL	20%
— \$2,327,410	Local 10-Mill Match	
\$5,419,534	AVAILABLE LOCAL REVENUE	

VALUE OF 1-MILL For Your School System

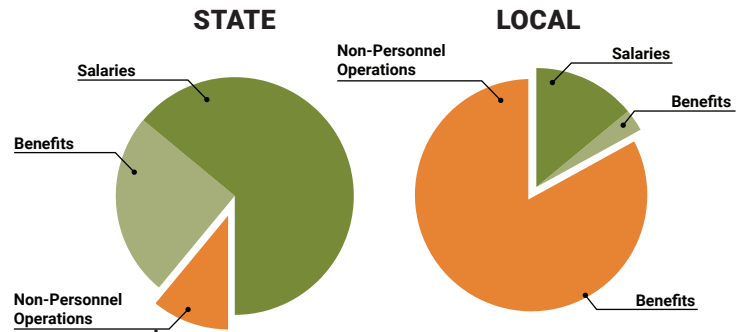
\$232,741

School System Spending

How did your school system spend state & local dollars?¹

	STATE SPENDING ^{2,3}	LOCAL SPENDING ²
Salaries	\$15,892,499	\$431,904
Benefits	\$6,166,944	\$99,663
Non-Personnel Operations	\$2,636,940	\$2,535,891
TOTAL	\$24,696,383	\$3,067,458

- ¹ Revenues and expenditures may contain nominal variances due to rounding
- ² Does not include debt service or capital outlay
- ³ Includes 10-mill match
- ⁴ Such as utilities, operations & maintenance, etc.



Only 11% of state funding is available for non-personnel expenditures⁴

Instructional Support



Educational Advancement & Technology Fund⁵

FY22	\$903,761
FY21	\$897,893
FY20	\$778,044

⁵ These one-time supplemental funds may be used for repairs and deferred maintenance, capital outlay, classroom instructional supplies, insurance for facilities, transportation, technology and school safety.

System Debt

TOTAL DEBT⁶	DEBT PER STUDENT
\$121,026	\$38

⁶ The debt totals in system audit reports may differ due to audit adjustments.



ALABAMA ASSOCIATION OF SCHOOL BOARDS

Sally Smith, J.D.
Executive Director

Tracey A. Meyer
Governmental Relations Coordinator

43 South Jackson Street
Montgomery, Alabama 36104

1-800-562-0601 | AlabamaSchoolBoards.org

@AlaSchoolBoards Facebook.com/AlabamaSchoolBoards