



# MARENGO COUNTY

## SCHOOL SYSTEM SNAPSHOT: 2023 EDITION\*

P.O. Box 480339 | Linden, AL 36748 | (334) 295-2231

Superintendent

Luther P. Hallmark

Board Members

Rayvell Smith, Freddie Charleston, Lynda Joiner, John McAlpine, Chester Moore



**\$844,647**

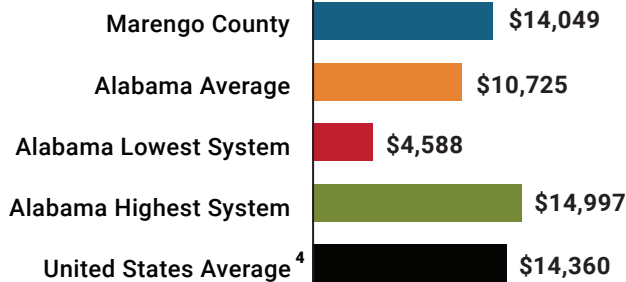
Cost of One Month's Operation/General Fund



**1.50**

Number of Months Reserve Balance

### Total Per-Pupil Expenditures (PPE)

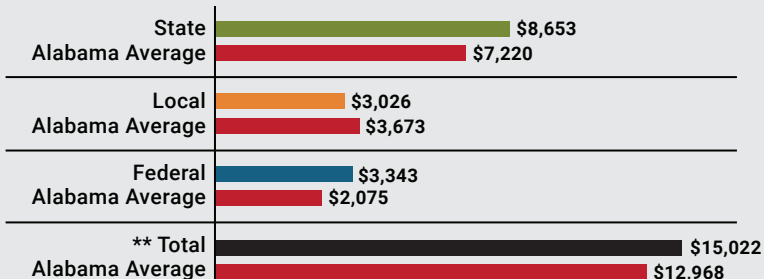


### By the Numbers

	Schools <sup>1</sup>	3
	Students/ADM <sup>2</sup>	912
	Free & Reduced Lunch	76%
	Community Eligibility Program	64%
	Number of Route Buses <sup>3</sup>	27
	Buses 10 yrs. old or less	33%
	Students Bused	687
	Full-Time Employees	166
	Teachers	70
	Principals/Assistant Principals	4
	Counselors	3
	Librarians	3
	Other Certified Employees	8
	Support Personnel	78

### Per-Pupil Revenue Sources

#### Marengo County Revenue Sources



\*\*Total Revenue Among 138 School Systems



**12**  
STATE RANK

**59**  
LOCAL RANK

**14**  
FEDERAL RANK

## OVERALL SYSTEM RANK 16

LEAs with a substantial increase in reported ADM may show lower rankings since additional revenues reflecting those increases in ADM are not received until the following fiscal year.

<sup>1</sup> Schools with enrollment, including Alternative and Career Technical Education

<sup>2</sup> Average Daily Membership (includes virtual students)

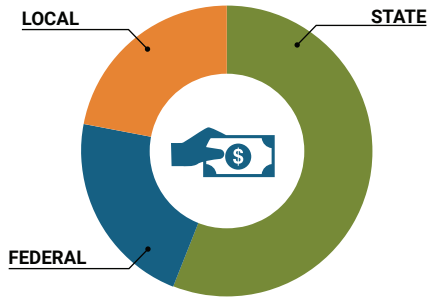
<sup>3</sup> Data collected in 2021 and used for FY23 funding

<sup>4</sup> 2021-2022 NEA Rankings of the States

\* THIS REPORT INCLUDES FISCAL YEAR 2021 DATA

# School System Revenue

## How was your school system funded?<sup>1</sup>



\$7,891,714	STATE	56%
\$3,048,966	FEDERAL	22%
\$3,165,360	LOCAL	22%
— \$1,364,520	Local 10-Mill Match	
<b>\$1,800,840</b>	<b>AVAILABLE LOCAL REVENUE</b>	

### VALUE OF 1-MILL For Your School System

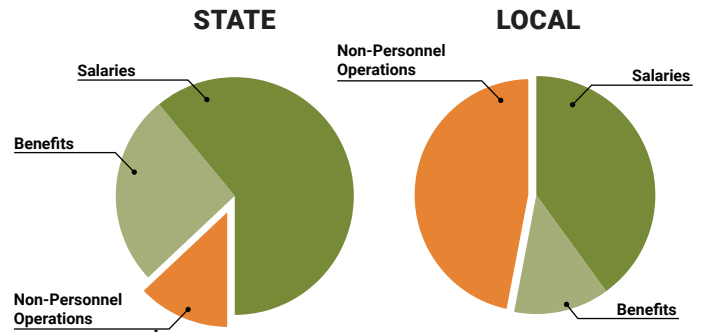
**\$136,452**

# School System Spending

## How did your school system spend state & local dollars?<sup>1</sup>

	STATE SPENDING <sup>2,3</sup>	LOCAL SPENDING <sup>2</sup>
Salaries	\$5,358,807	\$455,968
Benefits	\$2,266,507	\$144,334
Non-Personnel Operations	\$1,158,854	\$536,201
<b>TOTAL</b>	<b>\$8,784,168</b>	<b>\$1,136,502</b>

<sup>1</sup> Revenues and expenditures may contain nominal variances due to rounding  
<sup>2</sup> Does not include debt service or capital outlay  
<sup>3</sup> Includes 10-mill match  
<sup>4</sup> Such as utilities, operations & maintenance, etc.



**Only 13% of state funding is available for non-personnel expenditures<sup>4</sup>**

# Instructional Support



# Educational Advancement & Technology Fund<sup>5</sup>

FY22	\$258,353
FY21	\$267,189
FY20	\$230,455

<sup>5</sup> These one-time supplemental funds may be used for repairs and deferred maintenance, capital outlay, classroom instructional supplies, insurance for facilities, transportation, technology and school safety.

# System Debt

<b>TOTAL DEBT<sup>6</sup></b>	<b>\$3,878,044</b>	<b>DEBT PER STUDENT</b>	<b>\$4,252</b>
-------------------------------	--------------------	-------------------------	----------------

<sup>6</sup> The debt totals in system audit reports may differ due to audit adjustments.



ALABAMA ASSOCIATION OF SCHOOL BOARDS

Sally Smith, J.D.  
Executive Director

Tracey A. Meyer  
Governmental Relations Coordinator

43 South Jackson Street  
Montgomery, Alabama 36104

1-800-562-0601 | AlabamaSchoolBoards.org

@AlaSchoolBoards Facebook.com/AlabamaSchoolBoards