



MADISON COUNTY

SCHOOL SYSTEM SNAPSHOT: 2023 EDITION*


P.O. Box 226 | Huntsville, AL 35804 | (256) 852-2557


Superintendent

Kevin Kubik






Board Members

Nathan Curry, Heath Jones, Angie Bates, Brian Brooks, Bill Byrd

 **\$14,775,821**
Cost of One Month's
Operation/General Fund

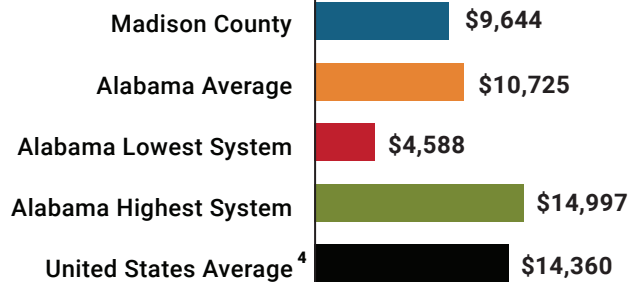
 **2.80**
Number of Months
Reserve Balance

By the Numbers

	Schools ¹	29
	Students/ADM ²	18,754
	Free & Reduced Lunch.....	31%
	Community Eligibility Program.....	22%
	Number of Route Buses ³	229
	Buses 10 yrs. old or less.....	63%
	Students Bused.....	8,908
	Full-Time Employees.....	2,354
	Teachers.....	1,142
	Principals/ Assistant Principals.....	81
	Counselors.....	47
	Librarians.....	31
	Other Certified Employees.....	64
	Support Personnel.....	989

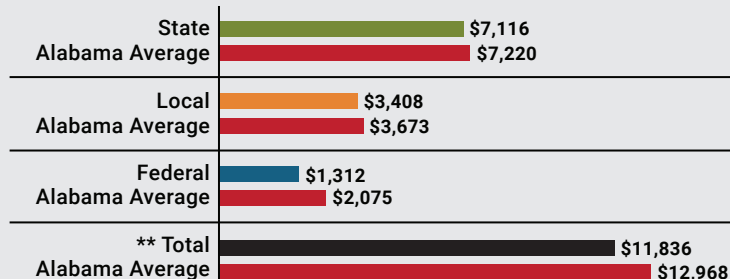
¹ Schools with enrollment, including Alternative and Career Technical Education
² Average Daily Membership (includes virtual students)
³ Data collected in 2021 and used for FY23 funding
⁴ 2021-2022 NEA Rankings of the States

Total Per-Pupil Expenditures (PPE)



Per-Pupil Revenue Sources

Madison County Revenue Sources



**Total Revenue Among 138 School Systems



104
STATE
RANK

47
LOCAL
RANK

126
FEDERAL
RANK

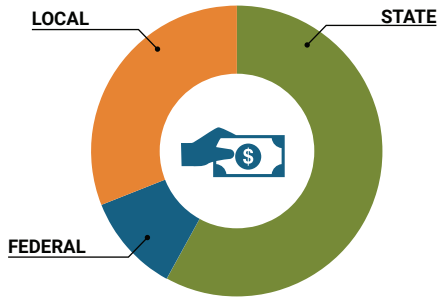
OVERALL SYSTEM RANK 115

LEAs with a substantial increase in reported ADM may show lower rankings since additional revenues reflecting those increases in ADM are not received until the following fiscal year.

* THIS REPORT INCLUDES FISCAL YEAR 2021 DATA

School System Revenue

How was your school system funded?¹



\$133,444,578	STATE	58%
\$24,601,456	FEDERAL	11%
\$70,466,681	LOCAL	31%
— \$11,171,120	Local 10-Mill Match	
\$59,295,561	AVAILABLE LOCAL REVENUE	

VALUE OF 1-MILL
For Your School System

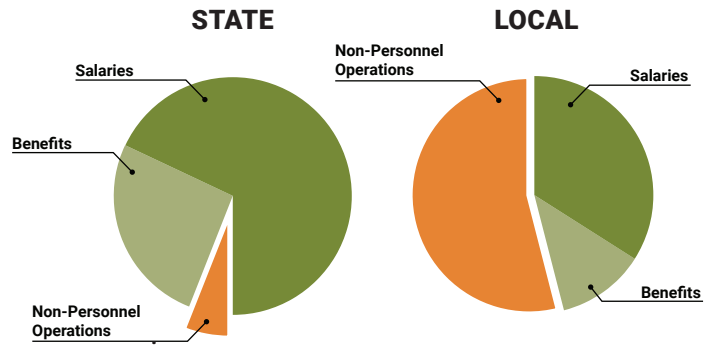


School System Spending

How did your school system spend state & local dollars?¹

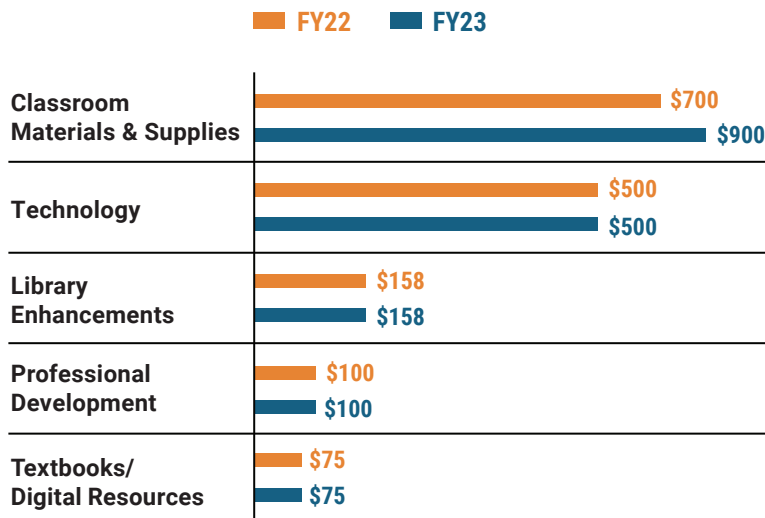
	STATE SPENDING ^{2,3}	LOCAL SPENDING ²
Salaries	\$92,470,274	\$11,227,326
Benefits	\$35,530,137	\$3,815,784
Non-Personnel Operations	\$7,681,038	\$17,794,737
TOTAL	\$135,681,448	\$32,837,847

¹ Revenues and expenditures may contain nominal variances due to rounding
² Does not include debt service or capital outlay
³ Includes 10-mill match
⁴ Such as utilities, operations & maintenance, etc.



Only 6% of state funding is available for non-personnel expenditures⁴

Instructional Support



Educational Advancement & Technology Fund⁵



⁵ These one-time supplemental funds may be used for repairs and deferred maintenance, capital outlay, classroom instructional supplies, insurance for facilities, transportation, technology and school safety.

System Debt

TOTAL DEBT⁶	DEBT PER STUDENT
\$161,243,505	\$8,598

⁶ The debt totals in system audit reports may differ due to audit adjustments.



ALABAMA
ASSOCIATION OF
SCHOOL BOARDS

Sally Smith, J.D.
Executive Director

Tracey A. Meyer
Governmental Relations Coordinator

43 South Jackson Street
Montgomery, Alabama 36104

1-800-562-0601 | AlabamaSchoolBoards.org

@AlaSchoolBoards Facebook.com/AlabamaSchoolBoards