



LOWNDES COUNTY

SCHOOL SYSTEM SNAPSHOT: 2023 EDITION*

P.O. Box 755 | Hayneville, AL 36040 | (334) 548-2131

Superintendent

Jason Burroughs

Board Members

Travis Rogers, Steve Foster, Brant McCray, Ben Davis, Robert Grant

\$1,251,779
Cost of One Month's
Operation/General Fund

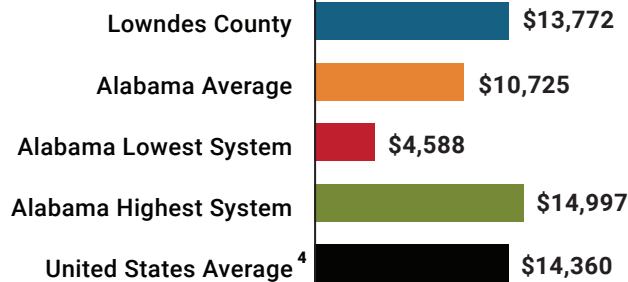
6.83
Number of Months
Reserve Balance

By the Numbers

	Schools ¹	8
	Students/ADM ²	1,306
	Free & Reduced Lunch	74%
	Community Eligibility Program	81%
	Number of Route Buses ³	32
	Buses 10 yrs. old or less.....	84%
	Students Bused.....	1,108
	Full-Time Employees	213
	Teachers.....	90
	Principals/ Assistant Principals.....	8
	Counselors.....	6
	Librarians.....	4
	Other Certified Employees.....	9
	Support Personnel.....	96

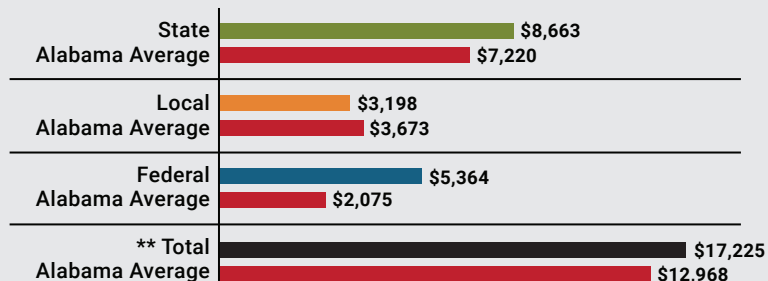
¹ Schools with enrollment, including Alternative and Career Technical Education
² Average Daily Membership (includes virtual students)
³ Data collected in 2021 and used for FY23 funding
⁴ 2021-2022 NEA Rankings of the States

Total Per-Pupil Expenditures (PPE)



Per-Pupil Revenue Sources

Lowndes County Revenue Sources



**Total Revenue Among 138 School Systems



11
STATE
RANK

54
LOCAL
RANK

1
FEDERAL
RANK

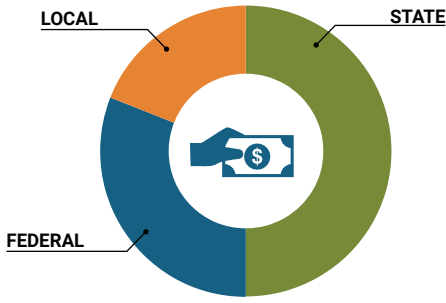
OVERALL SYSTEM RANK 1

LEAs with a substantial increase in reported ADM may show lower rankings since additional revenues reflecting those increases in ADM are not received until the following fiscal year.

* THIS REPORT INCLUDES FISCAL YEAR 2021 DATA

School System Revenue

How was your school system funded?¹



\$11,313,291	STATE	50%
\$7,005,171	FEDERAL	31%
\$4,314,630	LOCAL	19%
— \$1,122,400	Local 10-Mill Match	
\$3,192,230	AVAILABLE LOCAL REVENUE	

VALUE OF 1-MILL
For Your School System

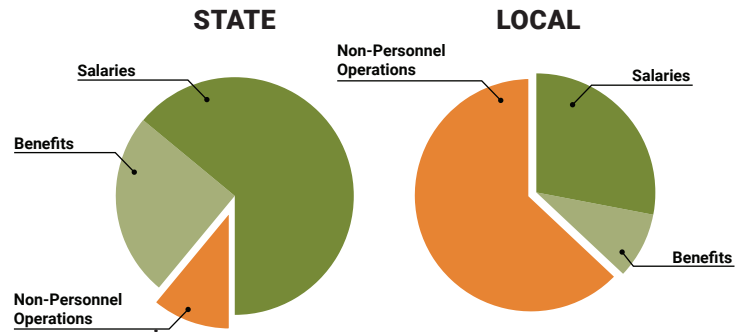
\$112,240

School System Spending

How did your school system spend state & local dollars?¹

	STATE SPENDING ^{2,3}	LOCAL SPENDING ²
Salaries	\$7,365,639	\$893,112
Benefits	\$2,918,914	\$283,157
Non-Personnel Operations	\$1,175,156	\$2,045,847
TOTAL	\$11,459,709	\$3,222,116

- ¹ Revenues and expenditures may contain nominal variances due to rounding
² Does not include debt service or capital outlay
³ Includes 10-mill match
⁴ Such as utilities, operations & maintenance, etc.



Only 10% of state funding is available for non-personnel expenditures⁴

Instructional Support



Educational Advancement & Technology Fund⁵

FY22	\$369,919
FY21	\$374,171
FY20	\$334,752

⁵ These one-time supplemental funds may be used for repairs and deferred maintenance, capital outlay, classroom instructional supplies, insurance for facilities, transportation, technology and school safety.

System Debt

TOTAL DEBT⁶	\$4,043,800	DEBT PER STUDENT	\$3,096
-------------------------------	--------------------	-------------------------	----------------

⁶ The debt totals in system audit reports may differ due to audit adjustments.



ALABAMA
ASSOCIATION OF
SCHOOL BOARDS

Sally Smith, J.D.
Executive Director

Tracey A. Meyer
Governmental Relations Coordinator

43 South Jackson Street
Montgomery, Alabama 36104

1-800-562-0601 | AlabamaSchoolBoards.org

@AlaSchoolBoards Facebook.com/AlabamaSchoolBoards