



LIMESTONE COUNTY

SCHOOL SYSTEM SNAPSHOT: 2023 EDITION*


300 S. Jefferson Street | Athens, AL 35611 | (256) 998-5241


Superintendent

Dr. Randy Shearouse

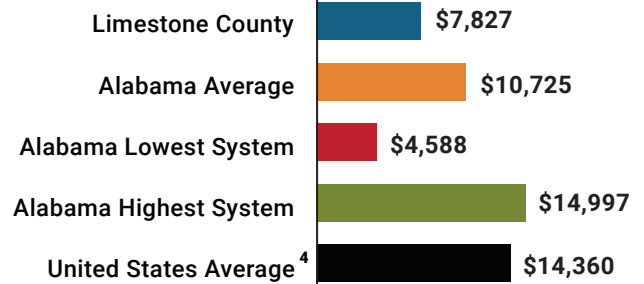
Board Members

Ronald Christ, Dr. Belinda Maples, Earl Glaze, Anthony Hilliard, Gretta Kilgore, Henry Fudge, Bradley Young






 **\$7,935,497**
Cost of One Month's
Operation/General Fund

 **3.21**
Number of Months
Reserve Balance

Total Per-Pupil Expenditures (PPE)

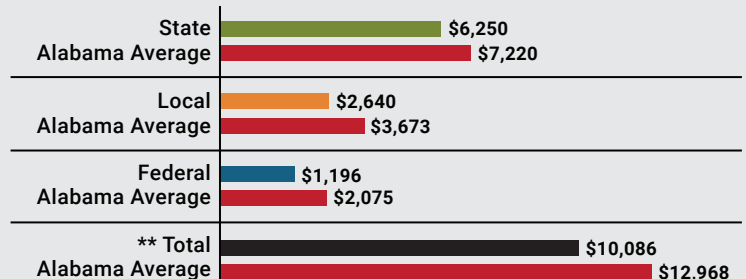


By the Numbers

	Schools ¹	17
	Students/ADM ²	12,638
	Free & Reduced Lunch.....	48%
	Community Eligibility Program.....	25%
	Number of Route Buses ³	111
	Buses 10 yrs. old or less.....	94%
	Students Bused.....	3,607
	Full-Time Employees.....	1,077
	Teachers.....	522
	Principals/ Assistant Principals.....	31
	Counselors.....	19
	Librarians.....	16
	Other Certified Employees.....	41
	Support Personnel.....	448

Per-Pupil Revenue Sources

Limestone County Revenue Sources



**Total Revenue Among 138 School Systems



131
STATE
RANK

71
LOCAL
RANK

130
FEDERAL
RANK

OVERALL SYSTEM RANK 136

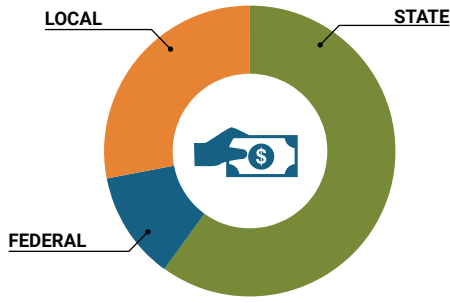
LEAs with a substantial increase in reported ADM may show lower rankings since additional revenues reflecting those increases in ADM are not received until the following fiscal year.

¹ Schools with enrollment, including Alternative and Career Technical Education
² Average Daily Membership (includes virtual students)
³ Data collected in 2021 and used for FY23 funding
⁴ 2021-2022 NEA Rankings of the States

* THIS REPORT INCLUDES FISCAL YEAR 2021 DATA

School System Revenue

How was your school system funded?¹



\$78,992,102	STATE	60%
\$15,112,341	FEDERAL	12%
\$36,933,310	LOCAL	28%
— \$4,959,980	Local 10-Mill Match	
\$31,973,330	AVAILABLE LOCAL REVENUE	

VALUE OF 1-MILL For Your School System

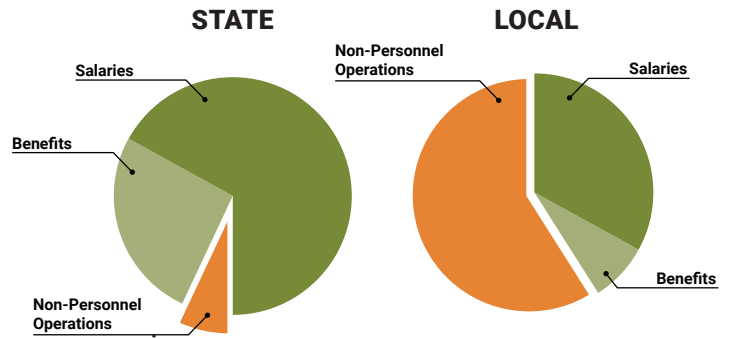
\$495,998

School System Spending

How did your school system spend state & local dollars?¹

	STATE SPENDING ^{2,3}	LOCAL SPENDING ²
Salaries	\$52,166,750	\$4,363,519
Benefits	\$20,246,798	\$1,080,867
Non-Personnel Operations	\$5,625,089	\$7,852,510
TOTAL	\$78,038,637	\$13,296,896

- ¹ Revenues and expenditures may contain nominal variances due to rounding
- ² Does not include debt service or capital outlay
- ³ Includes 10-mill match
- ⁴ Such as utilities, operations & maintenance, etc.



Only 7% of state funding is available for non-personnel expenditures⁴

Instructional Support



Educational Advancement & Technology Fund⁵



⁵ These one-time supplemental funds may be used for repairs and deferred maintenance, capital outlay, classroom instructional supplies, insurance for facilities, transportation, technology and school safety.

System Debt

TOTAL DEBT⁶	DEBT PER STUDENT
\$76,470,280	\$6,051

⁶ The debt totals in system audit reports may differ due to audit adjustments.



ALABAMA ASSOCIATION OF SCHOOL BOARDS

Sally Smith, J.D.
Executive Director

Tracey A. Meyer
Governmental Relations Coordinator

43 South Jackson Street
Montgomery, Alabama 36104

1-800-562-0601 | AlabamaSchoolBoards.org

@AlaSchoolBoards Facebook.com/AlabamaSchoolBoards