



LEE COUNTY

SCHOOL SYSTEM SNAPSHOT: 2023 EDITION*

2410 Society Hill Road | Opelika, AL 36804 | (334) 705-6000


Superintendent

Dr. James McCoy






Board Members

Russell Courson, Ralph H. Henderson, Roger Keel, Rev. Larry Patterson, Napoleon Stringer, Richard Brown, Mark Tomlin

 **\$7,887,668**
Cost of One Month's
Operation/General Fund

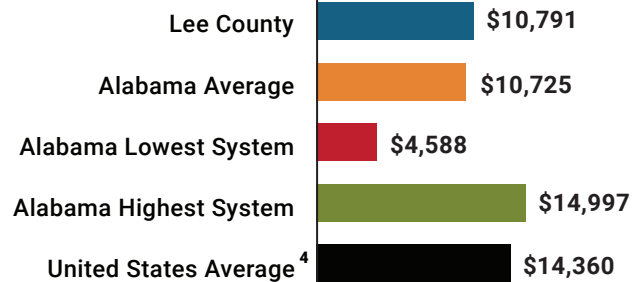
 **3.04**
Number of Months
Reserve Balance

By the Numbers

	Schools ¹	14
	Students/ADM ²	9,066
	Free & Reduced Lunch.....	44%
	Community Eligibility Program.....	34%
	Number of Route Buses ³	131
	Buses 10 yrs. old or less.....	77%
	Students Bused.....	5,131
	Full-Time Employees.....	1,224
	Teachers.....	607
	Principals/ Assistant Principals.....	34
	Counselors.....	18
	Librarians.....	15
	Other Certified Employees.....	28
	Support Personnel.....	522

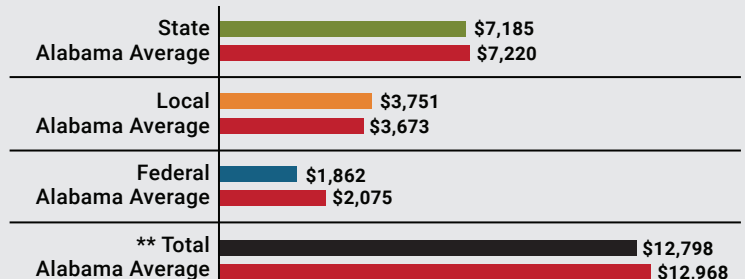
¹ Schools with enrollment, including Alternative and Career Technical Education
² Average Daily Membership (includes virtual students)
³ Data collected in 2021 and used for FY23 funding
⁴ 2021-2022 NEA Rankings of the States

Total Per-Pupil Expenditures (PPE)



Per-Pupil Revenue Sources

Lee County Revenue Sources



**Total Revenue Among 138 School Systems



100
STATE
RANK

38
LOCAL
RANK

90
FEDERAL
RANK

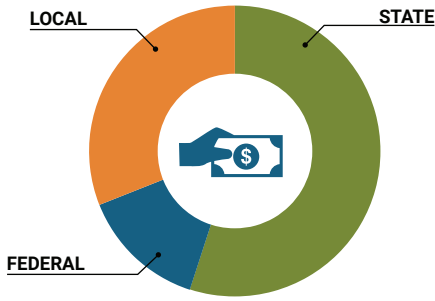
OVERALL SYSTEM RANK 71

LEAs with a substantial increase in reported ADM may show lower rankings since additional revenues reflecting those increases in ADM are not received until the following fiscal year.

* THIS REPORT INCLUDES FISCAL YEAR 2021 DATA

School System Revenue

How was your school system funded?¹



\$65,141,495	STATE	55%
\$16,881,861	FEDERAL	14%
\$36,701,799	LOCAL	31%
— \$6,266,220	Local 10-Mill Match	
\$30,435,579	AVAILABLE LOCAL REVENUE	

VALUE OF 1-MILL
For Your School System

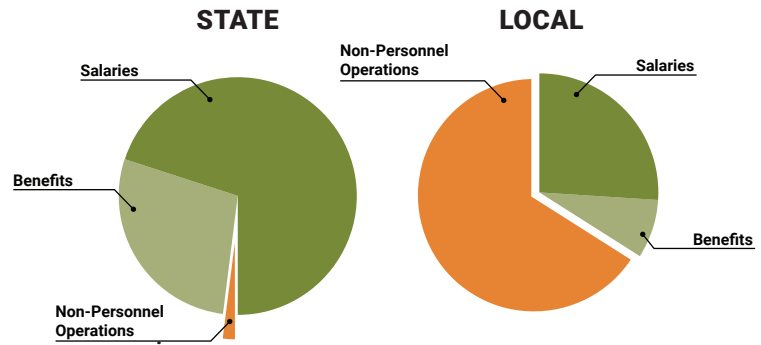
\$626,622

School System Spending

How did your school system spend state & local dollars?¹

	STATE SPENDING ^{2,3}	LOCAL SPENDING ²
Salaries	\$45,985,531	\$5,432,685
Benefits	\$18,735,365	\$1,653,092
Non-Personnel Operations	\$1,365,620	\$13,558,578
TOTAL	\$66,086,516	\$20,644,355

- ¹ Revenues and expenditures may contain nominal variances due to rounding
² Does not include debt service or capital outlay
³ Includes 10-mill match
⁴ Such as utilities, operations & maintenance, etc.



Only 2% of state funding is available for non-personnel expenditures⁴

Instructional Support



Educational Advancement & Technology Fund⁵

FY22	\$2,567,725
FY21	\$2,589,620
FY20	\$2,238,988

⁵ These one-time supplemental funds may be used for repairs and deferred maintenance, capital outlay, classroom instructional supplies, insurance for facilities, transportation, technology and school safety.

System Debt

TOTAL DEBT⁶	DEBT PER STUDENT
\$59,874,203	\$6,604

⁶ The debt totals in system audit reports may differ due to audit adjustments.



ALABAMA
ASSOCIATION OF
SCHOOL BOARDS

Sally Smith, J.D.
Executive Director

Tracey A. Meyer
Governmental Relations Coordinator

43 South Jackson Street
Montgomery, Alabama 36104

1-800-562-0601 | AlabamaSchoolBoards.org

@AlaSchoolBoards Facebook.com/AlabamaSchoolBoards