



LAWRENCE COUNTY

SCHOOL SYSTEM SNAPSHOT: 2023 EDITION*

14131 Market Street | Moulton, AL 35650 | (256) 905-2400


Superintendent

Jon Bret Smith

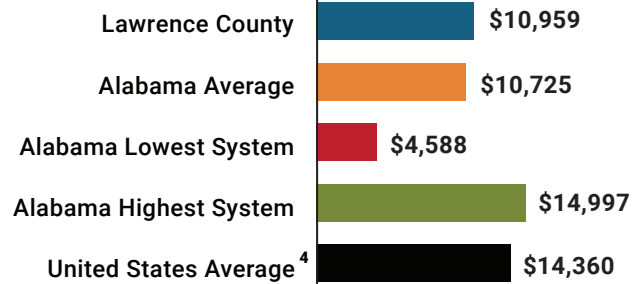
Board Members

Reta Waldrep, Gary Bradford, Sabrina Barkley, Delandrión Woods, Shanon Terry






 **\$3,548,896**
Cost of One Month's
Operation/General Fund

 **2.90**
Number of Months
Reserve Balance

Total Per-Pupil Expenditures (PPE)

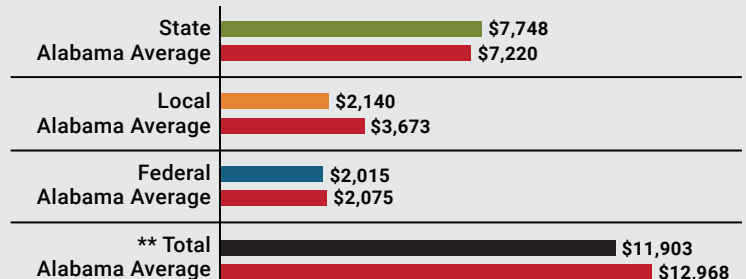


By the Numbers

	Schools¹	13
	Students/ADM²	4,600
	Free & Reduced Lunch	46%
	Community Eligibility Program	41%
	Number of Route Buses³	82
	Buses 10 yrs. old or less.....	100%
	Students Bused.....	2,449
	Full-Time Employees	629
	Teachers.....	300
	Principals/ Assistant Principals.....	21
	Counselors.....	13
	Librarians.....	10
	Other Certified Employees.....	10
	Support Personnel.....	275

Per-Pupil Revenue Sources

Lawrence County Revenue Sources



**Total Revenue Among 138 School Systems



56
STATE
RANK

104
LOCAL
RANK

82
FEDERAL
RANK

OVERALL SYSTEM RANK 112

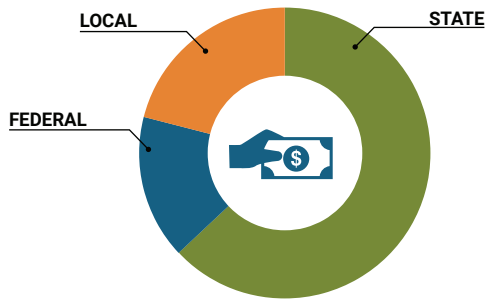
LEAs with a substantial increase in reported ADM may show lower rankings since additional revenues reflecting those increases in ADM are not received until the following fiscal year.

¹ Schools with enrollment, including Alternative and Career Technical Education
² Average Daily Membership (includes virtual students)
³ Data collected in 2021 and used for FY23 funding
⁴ 2021-2022 NEA Rankings of the States

* THIS REPORT INCLUDES FISCAL YEAR 2021 DATA

School System Revenue

How was your school system funded?¹



\$35,639,067	STATE	63%
\$9,270,319	FEDERAL	16%
\$11,850,842	LOCAL	21%
— \$2,408,220	Local 10-Mill Match	
\$9,442,622	AVAILABLE LOCAL REVENUE	

VALUE OF 1-MILL For Your School System

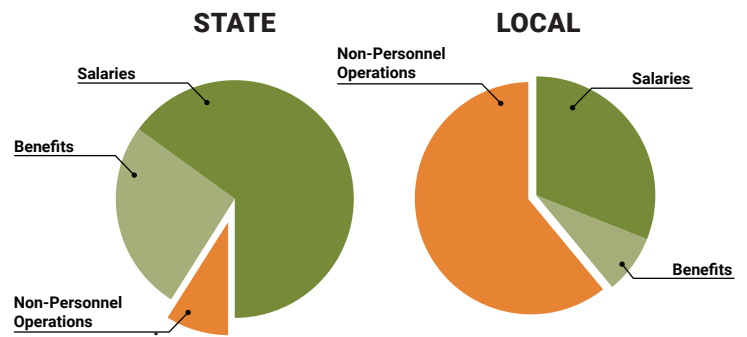
\$240,822

School System Spending

How did your school system spend state & local dollars?¹

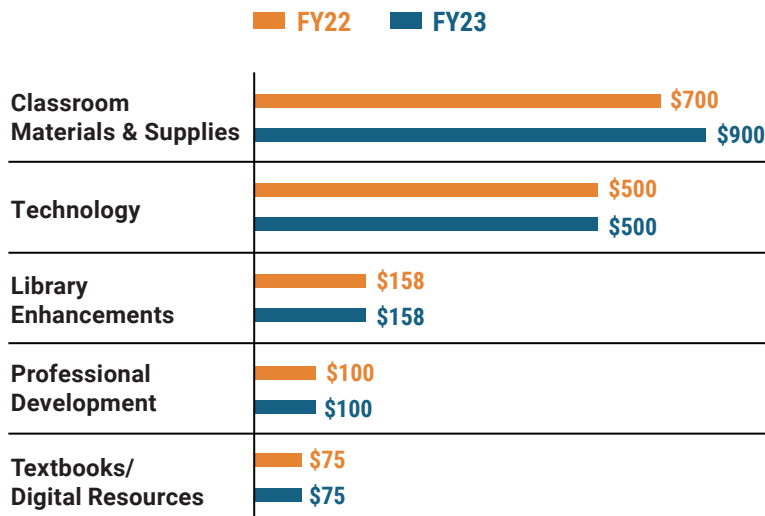
	STATE SPENDING ^{2,3}	LOCAL SPENDING ²
Salaries	\$22,423,863	\$2,301,351
Benefits	\$9,024,341	\$609,130
Non-Personnel Operations	\$3,165,125	\$4,637,500
TOTAL	\$34,613,329	\$7,547,981

- ¹ Revenues and expenditures may contain nominal variances due to rounding
- ² Does not include debt service or capital outlay
- ³ Includes 10-mill match
- ⁴ Such as utilities, operations & maintenance, etc.



Only 9% of state funding is available for non-personnel expenditures⁴

Instructional Support



Educational Advancement & Technology Fund⁵

FY22	\$1,302,797
FY21	\$1,273,127
FY20	\$1,101,059

⁵ These one-time supplemental funds may be used for repairs and deferred maintenance, capital outlay, classroom instructional supplies, insurance for facilities, transportation, technology and school safety.

System Debt

TOTAL DEBT⁶	DEBT PER STUDENT
\$30,597,098	\$6,652

⁶ The debt totals in system audit reports may differ due to audit adjustments.



ALABAMA ASSOCIATION OF SCHOOL BOARDS

Sally Smith, J.D.
Executive Director

Tracey A. Meyer
Governmental Relations Coordinator

43 South Jackson Street
Montgomery, Alabama 36104

1-800-562-0601 | AlabamaSchoolBoards.org

@AlaSchoolBoards Facebook.com/AlabamaSchoolBoards