



LAUDERDALE COUNTY

SCHOOL SYSTEM SNAPSHOT: 2023 EDITION*

P.O. Box 278 | Florence, AL 35631 | (256) 760-1300


Superintendent

Jerry Hill

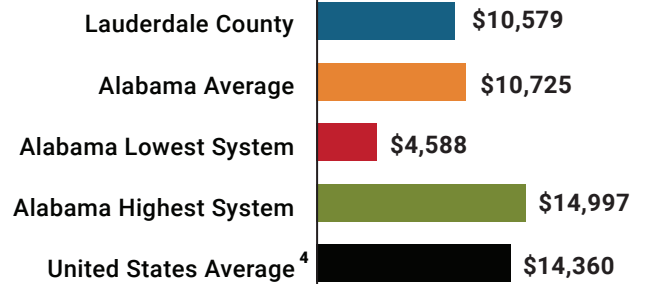
Board Members

Ronnie Owens, Daniel Patterson, Jerry Fulmer, Larry Hill, B.J. Tully






 **\$5,943,014**
Cost of One Month's
Operation/General Fund

 **2.30**
Number of Months
Reserve Balance

Total Per-Pupil Expenditures (PPE)

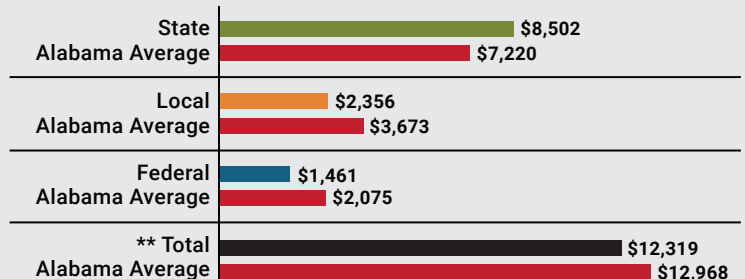


By the Numbers

	Schools¹	10
	Students/ADM²	7,678
	Free & Reduced Lunch	49%
	Community Eligibility Program	26%
	Number of Route Buses³	83
	Buses 10 yrs. old or less.....	88%
	Students Bused.....	2,699
	Full-Time Employees	1,008
	Teachers.....	524
	Principals/ Assistant Principals.....	23
	Counselors.....	21
	Librarians.....	13
	Other Certified Employees.....	26
	Support Personnel.....	401

Per-Pupil Revenue Sources

Lauderdale County Revenue Sources



**Total Revenue Among 138 School Systems



19
STATE
RANK

93
LOCAL
RANK

117
FEDERAL
RANK

OVERALL SYSTEM RANK 98

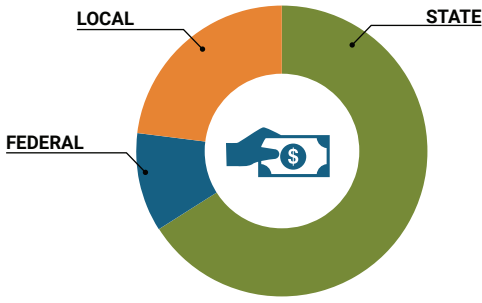
LEAs with a substantial increase in reported ADM may show lower rankings since additional revenues reflecting those increases in ADM are not received until the following fiscal year.

¹ Schools with enrollment, including Alternative and Career Technical Education
² Average Daily Membership (includes virtual students)
³ Data collected in 2021 and used for FY23 funding
⁴ 2021-2022 NEA Rankings of the States

* THIS REPORT INCLUDES FISCAL YEAR 2021 DATA

School System Revenue

How was your school system funded?¹



\$65,278,263	STATE	66%
\$11,217,384	FEDERAL	11%
\$21,720,496	LOCAL	22%
— \$4,740,230	Local 10-Mill Match	
\$16,980,266	AVAILABLE LOCAL REVENUE	

VALUE OF 1-MILL For Your School System

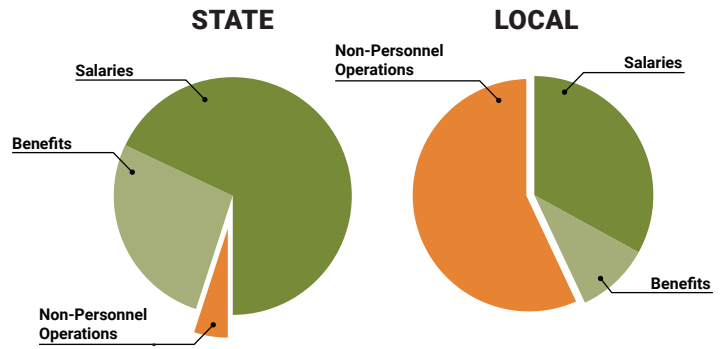


School System Spending

How did your school system spend state & local dollars?¹

	STATE SPENDING ^{2,3}	LOCAL SPENDING ²
Salaries	\$38,804,794	\$4,611,041
Benefits	\$15,392,602	\$1,403,091
Non-Personnel Operations	\$2,682,388	\$7,874,598
TOTAL	\$56,879,784	\$13,888,729

¹ Revenues and expenditures may contain nominal variances due to rounding
² Does not include debt service or capital outlay
³ Includes 10-mill match
⁴ Such as utilities, operations & maintenance, etc.



Only 5% of state funding is available for non-personnel expenditures⁴

Instructional Support



Educational Advancement & Technology Fund⁵



⁵ These one-time supplemental funds may be used for repairs and deferred maintenance, capital outlay, classroom instructional supplies, insurance for facilities, transportation, technology and school safety.

System Debt

TOTAL DEBT⁶	DEBT PER STUDENT
\$12,018,092	\$1,565

⁶ The debt totals in system audit reports may differ due to audit adjustments.



ALABAMA ASSOCIATION OF SCHOOL BOARDS

Sally Smith, J.D.
Executive Director

Tracey A. Meyer
Governmental Relations Coordinator

43 South Jackson Street
Montgomery, Alabama 36104

1-800-562-0601 | AlabamaSchoolBoards.org

[@AlaSchoolBoards](https://twitter.com/AlaSchoolBoards) [Facebook.com/AlabamaSchoolBoards](https://facebook.com/AlabamaSchoolBoards)