



JEFFERSON COUNTY

SCHOOL SYSTEM SNAPSHOT: 2023 EDITION*


2100 18th Street S. | Birmingham, AL 35209 | (205) 379-2225


Superintendent

Dr. Walter Gonsoulin, Jr.






Board Members

Carita Venable, Oscar Mann, Eddie Brown, Ronnie Dixon, Stephanie Floyd

 **\$27,547,421**
Cost of One Month's
Operation/General Fund

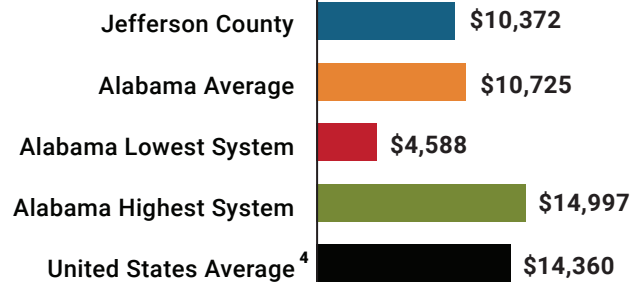
 **3.53**
Number of Months
Reserve Balance

By the Numbers

	Schools ¹	56
	Students/ADM ²	34,576
	Free & Reduced Lunch	59%
	Community Eligibility Program	41%
	Number of Route Buses ³	444
	Buses 10 yrs. old or less.....	74%
	Students Bused.....	18,560
	Full-Time Employees	4,275
	Teachers.....	2,222
	Principals/ Assistant Principals.....	127
	Counselors.....	88
	Librarians.....	60
	Other Certified Employees.....	119
	Support Personnel.....	1,659

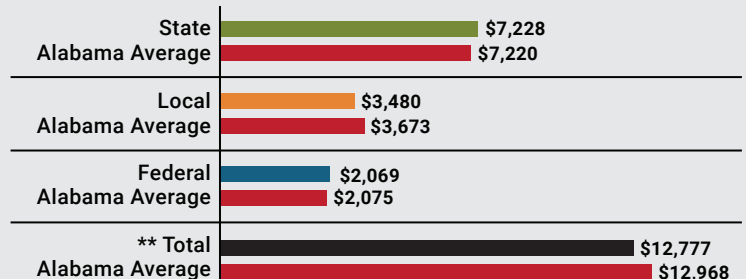
¹ Schools with enrollment, including Alternative and Career Technical Education
² Average Daily Membership (includes virtual students)
³ Data collected in 2021 and used for FY23 funding
⁴ 2021-2022 NEA Rankings of the States

Total Per-Pupil Expenditures (PPE)



Per-Pupil Revenue Sources

Jefferson County Revenue Sources



**Total Revenue Among 138 School Systems



98
STATE
RANK

45
LOCAL
RANK

79
FEDERAL
RANK

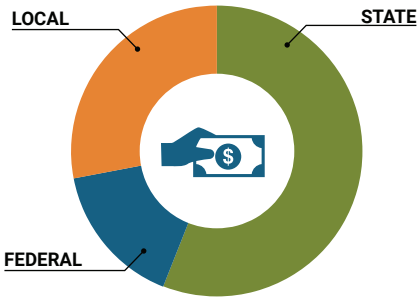
OVERALL SYSTEM RANK 72

LEAs with a substantial increase in reported ADM may show lower rankings since additional revenues reflecting those increases in ADM are not received until the following fiscal year.

* THIS REPORT INCLUDES FISCAL YEAR 2021 DATA

School System Revenue

How was your school system funded?¹



\$249,920,562	STATE	56%
\$71,554,988	FEDERAL	16%
\$128,722,010	LOCAL	29%
— \$26,489,560	Local 10-Mill Match	
\$102,232,450	AVAILABLE LOCAL REVENUE	

VALUE OF 1-MILL
For Your School System

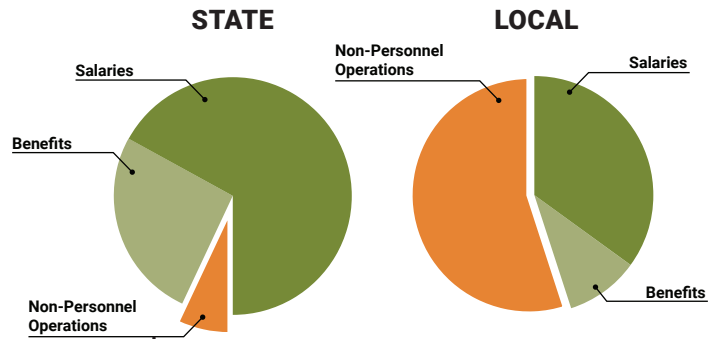
\$2,648,956

School System Spending

How did your school system spend state & local dollars?¹

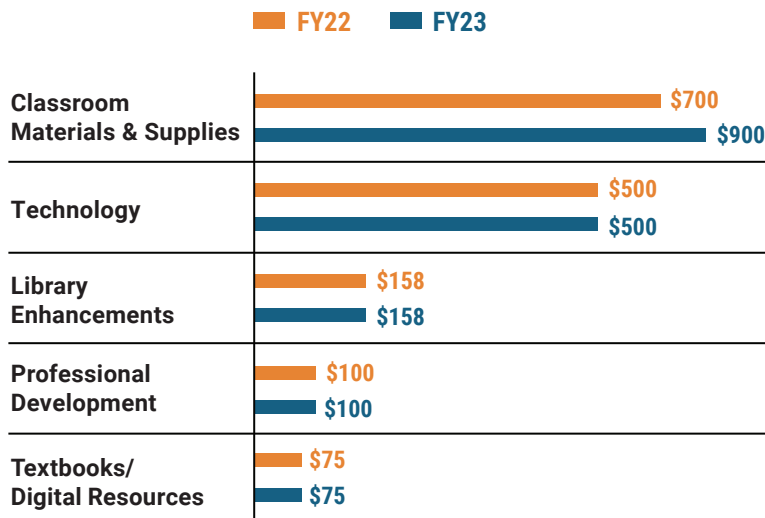
	STATE SPENDING ^{2,3}	LOCAL SPENDING ²
Salaries	\$166,146,919	\$24,412,306
Benefits	\$63,858,460	\$7,221,048
Non-Personnel Operations	\$16,821,591	\$37,793,037
TOTAL	\$246,826,970	\$69,426,391

¹ Revenues and expenditures may contain nominal variances due to rounding
² Does not include debt service or capital outlay
³ Includes 10-mill match
⁴ Such as utilities, operations & maintenance, etc.



Only 7% of state funding is available for non-personnel expenditures⁴

Instructional Support



Educational Advancement & Technology Fund⁵



⁵ These one-time supplemental funds may be used for repairs and deferred maintenance, capital outlay, classroom instructional supplies, insurance for facilities, transportation, technology and school safety.

System Debt

TOTAL DEBT⁶ **DEBT PER STUDENT**
\$199,735,295 **\$5,777**

⁶ The debt totals in system audit reports may differ due to audit adjustments.



ALABAMA
ASSOCIATION OF
SCHOOL BOARDS

Sally Smith, J.D.
Executive Director

Tracey A. Meyer
Governmental Relations Coordinator

43 South Jackson Street
Montgomery, Alabama 36104

1-800-562-0601 | AlabamaSchoolBoards.org

@AlaSchoolBoards Facebook.com/AlabamaSchoolBoards