



JACKSON COUNTY

SCHOOL SYSTEM SNAPSHOT: 2023 EDITION*

P.O. Box 490 | Scottsboro, AL 35768 | (256) 259-9500


Superintendent

Jason Davidson






Board Members

Chad Gorham, Ken Harding, Robert King, Chris Knight, Mike Matthews

 **\$3,733,750**
Cost of One Month's
Operation/General Fund

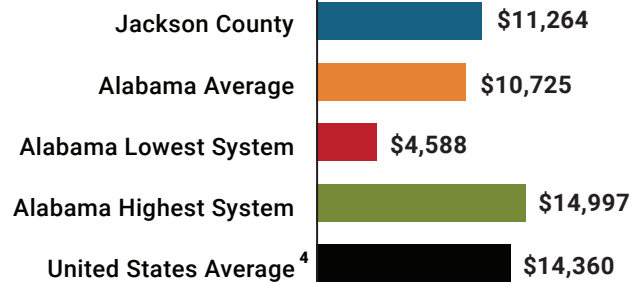
 **2.92**
Number of Months
Reserve Balance

By the Numbers

	Schools ¹	17
	Students/ADM ²	4,971
	Free & Reduced Lunch.....	43%
	Community Eligibility Program.....	34%
	Number of Route Buses ³	80
	Buses 10 yrs. old or less.....	63%
	Students Bused.....	2,090
	Full-Time Employees.....	711
	Teachers.....	309
	Principals/ Assistant Principals.....	19
	Counselors.....	13
	Librarians.....	13
	Other Certified Employees.....	18
	Support Personnel.....	339

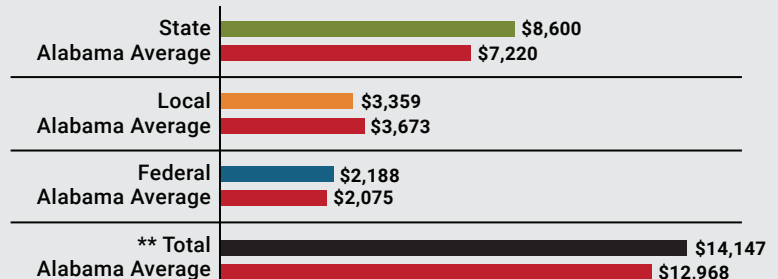
¹ Schools with enrollment, including Alternative and Career Technical Education
² Average Daily Membership (includes virtual students)
³ Data collected in 2021 and used for FY23 funding
⁴ 2021-2022 NEA Rankings of the States

Total Per-Pupil Expenditures (PPE)



Per-Pupil Revenue Sources

Jackson County Revenue Sources



**Total Revenue Among 138 School Systems



15
STATE
RANK

50
LOCAL
RANK

62
FEDERAL
RANK

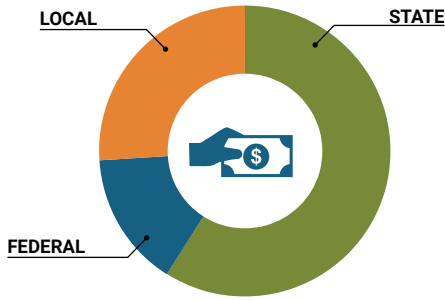
OVERALL SYSTEM RANK 30

LEAs with a substantial increase in reported ADM may show lower rankings since additional revenues reflecting those increases in ADM are not received until the following fiscal year.

* THIS REPORT INCLUDES FISCAL YEAR 2021 DATA

School System Revenue

How was your school system funded?¹



\$42,752,286	STATE	59%
\$10,875,498	FEDERAL	15%
\$18,990,868	LOCAL	26%
— \$3,599,270	Local 10-Mill Match	
\$15,391,598	AVAILABLE LOCAL REVENUE	

VALUE OF 1-MILL For Your School System

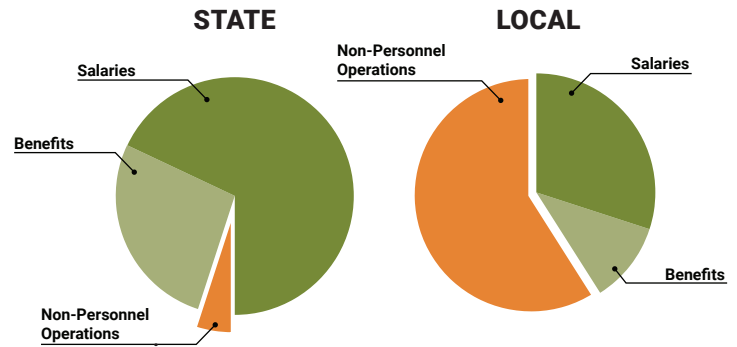
\$359,927

School System Spending

How did your school system spend state & local dollars?¹

	STATE SPENDING ^{2,3}	LOCAL SPENDING ²
Salaries	\$25,495,118	\$2,749,725
Benefits	\$9,978,951	\$957,964
Non-Personnel Operations	\$1,974,278	\$5,344,585
TOTAL	\$37,448,347	\$9,052,273

- ¹ Revenues and expenditures may contain nominal variances due to rounding
- ² Does not include debt service or capital outlay
- ³ Includes 10-mill match
- ⁴ Such as utilities, operations & maintenance, etc.



Only 5% of state funding is available for non-personnel expenditures⁴

Instructional Support



Educational Advancement & Technology Fund⁵

FY22	\$1,407,990
FY21	\$1,408,274
FY20	\$1,239,327

⁵ These one-time supplemental funds may be used for repairs and deferred maintenance, capital outlay, classroom instructional supplies, insurance for facilities, transportation, technology and school safety.

System Debt

TOTAL DEBT⁶	DEBT PER STUDENT
\$30,633,392	\$6,162

⁶ The debt totals in system audit reports may differ due to audit adjustments.



ALABAMA ASSOCIATION OF SCHOOL BOARDS

Sally Smith, J.D.
Executive Director

Tracey A. Meyer
Governmental Relations Coordinator

43 South Jackson Street
Montgomery, Alabama 36104

1-800-562-0601 | AlabamaSchoolBoards.org

@AlaSchoolBoards Facebook.com/AlabamaSchoolBoards