



HOUSTON COUNTY

SCHOOL SYSTEM SNAPSHOT: 2023 EDITION*

404 W. Washington Street | Dothan, AL 36301 | (334) 792-8331


Superintendent

Brandy White

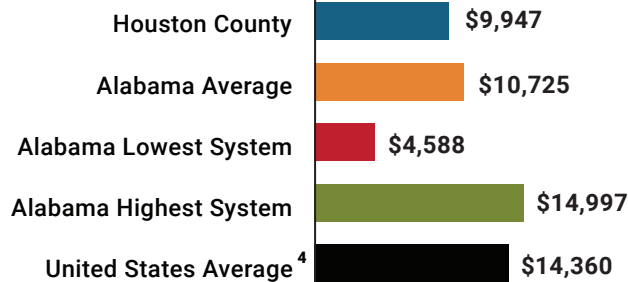
Board Members

David Hollinger, Scott Long, Marty L. Collins, James Cox, Mark Kelley, Chris Lasseter, Vince Wade






 **\$4,675,050**
Cost of One Month's
Operation/General Fund

 **3.84**
Number of Months
Reserve Balance

Total Per-Pupil Expenditures (PPE)

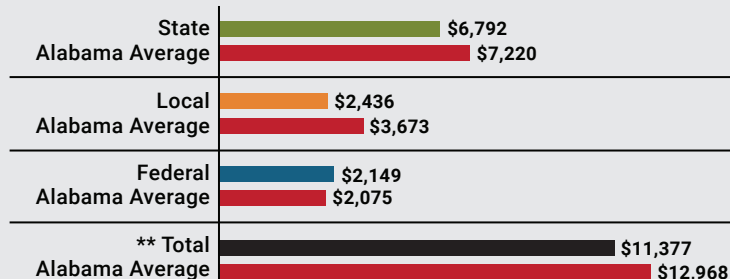


By the Numbers

	Schools ¹	10
	Students/ADM ²	6,178
	Free & Reduced Lunch.....	58%
	Community Eligibility Program.....	37%
	Number of Route Buses ³	82
	Buses 10 yrs. old or less.....	100%
	Students Bused.....	3,067
	Full-Time Employees.....	765
	Teachers.....	401
	Principals/ Assistant Principals.....	18
	Counselors.....	15
	Librarians.....	9
	Other Certified Employees.....	27
	Support Personnel.....	295

Per-Pupil Revenue Sources

Houston County Revenue Sources



**Total Revenue Among 138 School Systems



124
STATE
RANK

86
LOCAL
RANK

68
FEDERAL
RANK

OVERALL SYSTEM RANK 127

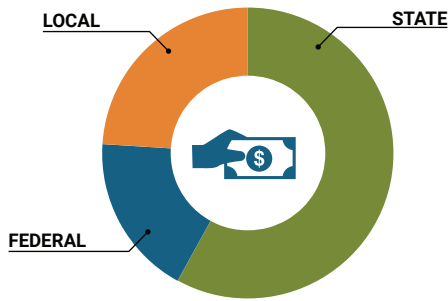
LEAs with a substantial increase in reported ADM may show lower rankings since additional revenues reflecting those increases in ADM are not received until the following fiscal year.

¹ Schools with enrollment, including Alternative and Career Technical Education
² Average Daily Membership (includes virtual students)
³ Data collected in 2021 and used for FY23 funding
⁴ 2021-2022 NEA Rankings of the States

* THIS REPORT INCLUDES FISCAL YEAR 2021 DATA

School System Revenue

How was your school system funded?¹



\$41,959,712	STATE	58%
\$13,277,860	FEDERAL	18%
\$17,228,487	LOCAL	24%
— \$5,784,770	Local 10-Mill Match	
\$11,443,717	AVAILABLE LOCAL REVENUE	

VALUE OF 1-MILL
For Your School System

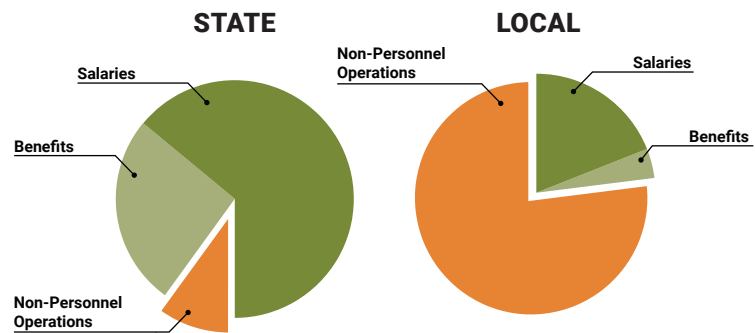
\$578,477

School System Spending

How did your school system spend state & local dollars?¹

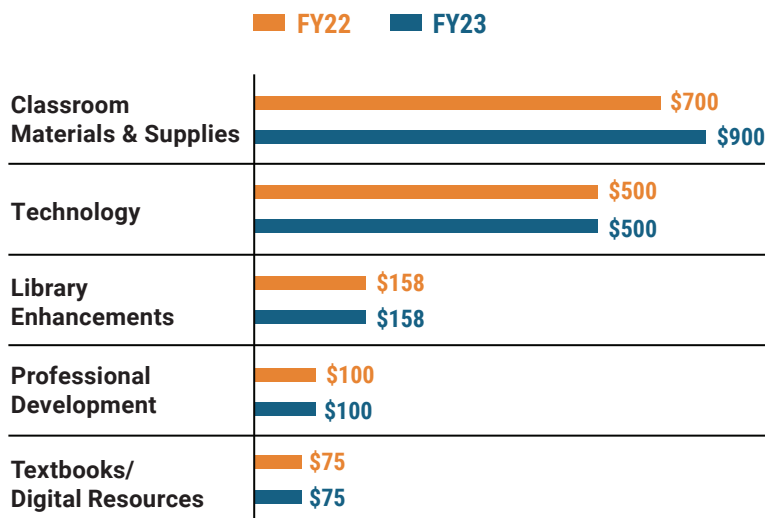
	STATE SPENDING ^{2,3}	LOCAL SPENDING ²
Salaries	\$28,587,199	\$1,792,985
Benefits	\$11,518,542	\$346,076
Non-Personnel Operations	\$4,263,925	\$7,269,905
TOTAL	\$44,369,666	\$9,408,966

- ¹ Revenues and expenditures may contain nominal variances due to rounding
² Does not include debt service or capital outlay
³ Includes 10-mill match
⁴ Such as utilities, operations & maintenance, etc.



Only 10% of state funding is available for non-personnel expenditures⁴

Instructional Support



Educational Advancement & Technology Fund⁵

FY22	\$1,749,714
FY21	\$1,774,781
FY20	\$1,518,702

⁵ These one-time supplemental funds may be used for repairs and deferred maintenance, capital outlay, classroom instructional supplies, insurance for facilities, transportation, technology and school safety.

System Debt

TOTAL DEBT⁶	DEBT PER STUDENT
\$41,835,061	\$6,772

⁶ The debt totals in system audit reports may differ due to audit adjustments.



ALABAMA
ASSOCIATION OF
SCHOOL BOARDS

Sally Smith, J.D.
Executive Director

Tracey A. Meyer
Governmental Relations Coordinator

43 South Jackson Street
Montgomery, Alabama 36104

1-800-562-0601 | AlabamaSchoolBoards.org

@AlaSchoolBoards Facebook.com/AlabamaSchoolBoards