



FRANKLIN COUNTY

SCHOOL SYSTEM SNAPSHOT: 2023 EDITION*


P.O. Box 610 | Russellville, AL 35653 | (256) 332-1360


Superintendent

Greg Hamilton

Board Members

Terry O'Neal Welborn, Carol Murphree, Ralton Baker, Larry P. Cochran, Kacey Johnston


 **\$3,246,133**
Cost of One Month's
Operation/General Fund


 **1.14**
Number of Months
Reserve Balance


By the Numbers

 **Schools**¹ 10

 **Students/ADM**² 3,491

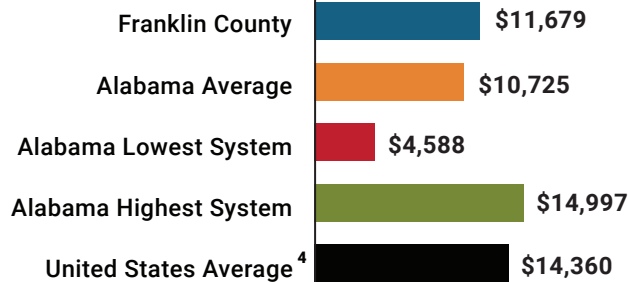
 **Free & Reduced Lunch** 52%
Community Eligibility Program 33%

 **Number of Route Buses**³ 54
Buses 10 yrs. old or less 94%
Students Bused 1,828

 **Full-Time Employees** 523
Teachers 255
Principals/
Assistant Principals 15
Counselors 10
Librarians 8
Other Certified Employees 13
Support Personnel 222

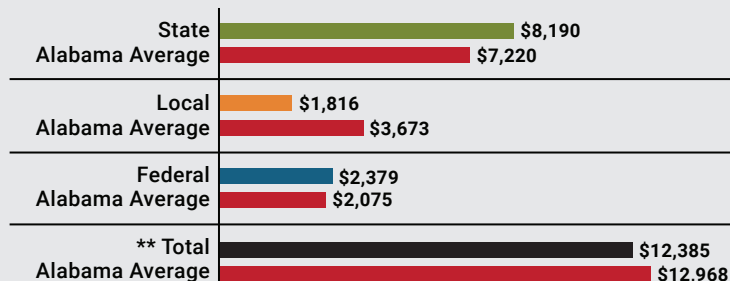
¹ Schools with enrollment, including Alternative and Career Technical Education
² Average Daily Membership (includes virtual students)
³ Data collected in 2021 and used for FY23 funding
⁴ 2021-2022 NEA Rankings of the States

Total Per-Pupil Expenditures (PPE)



Per-Pupil Revenue Sources

Franklin County Revenue Sources



**Total Revenue Among 138 School Systems



27
STATE
RANK

126
LOCAL
RANK

51
FEDERAL
RANK

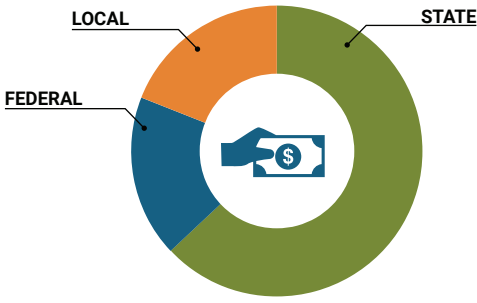
OVERALL SYSTEM RANK 96

LEAs with a substantial increase in reported ADM may show lower rankings since additional revenues reflecting those increases in ADM are not received until the following fiscal year.

* THIS REPORT INCLUDES FISCAL YEAR 2021 DATA

School System Revenue

How was your school system funded?¹



\$28,590,148	STATE	63%
\$8,306,277	FEDERAL	18%
\$8,544,127	LOCAL	19%
\$1,863,370	Local 10-Mill Match	
\$6,680,757	AVAILABLE LOCAL REVENUE	

VALUE OF 1-MILL For Your School System

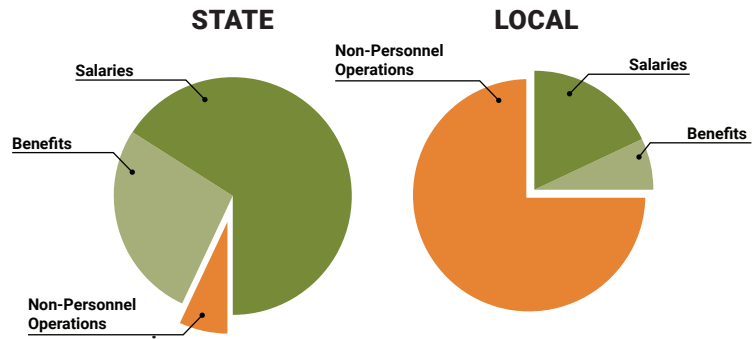
\$186,337

School System Spending

How did your school system spend state & local dollars?¹

	STATE SPENDING ^{2,3}	LOCAL SPENDING ²
Salaries	\$19,026,516	\$1,001,195
Benefits	\$7,548,828	\$398,114
Non-Personnel Operations	\$1,895,635	\$4,131,712
TOTAL	\$28,470,979	\$5,531,020

- ¹ Revenues and expenditures may contain nominal variances due to rounding
- ² Does not include debt service or capital outlay
- ³ Includes 10-mill match
- ⁴ Such as utilities, operations & maintenance, etc.



Only 7% of state funding is available for non-personnel expenditures⁴

Instructional Support



Educational Advancement & Technology Fund⁵

FY22	\$988,675
FY21	\$996,149
FY20	\$861,501

⁵ These one-time supplemental funds may be used for repairs and deferred maintenance, capital outlay, classroom instructional supplies, insurance for facilities, transportation, technology and school safety.

System Debt

TOTAL DEBT⁶	DEBT PER STUDENT
\$12,792,901	\$3,665

⁶ The debt totals in system audit reports may differ due to audit adjustments.



ALABAMA ASSOCIATION OF SCHOOL BOARDS

Sally Smith, J.D.
Executive Director

Tracey A. Meyer
Governmental Relations Coordinator

43 South Jackson Street
Montgomery, Alabama 36104

1-800-562-0601 | AlabamaSchoolBoards.org

@AlaSchoolBoards Facebook.com/AlabamaSchoolBoards