



# ESCAMBIA COUNTY

# SCHOOL SYSTEM SNAPSHOT: 2023 EDITION\*


P.O. Box 307 | Brewton, AL 36427 | (251) 867-6251

Superintendent

Michele McClung






Board Members

Rev. Coleman M. Wallace, Danny Benjamin, Sherry Digmon, Mike Edwards, Kevin Hoomes

 **\$3,431,277**  
Cost of One Month's  
Operation/General Fund

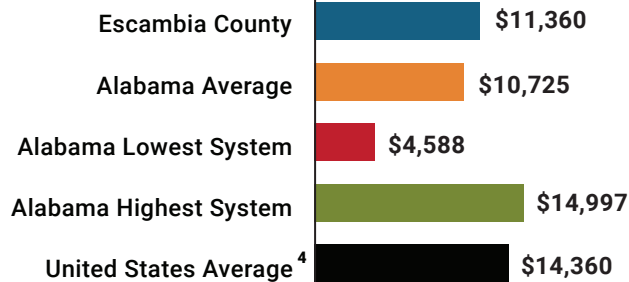
 **3.29**  
Number of Months  
Reserve Balance

## By the Numbers

	Schools <sup>1</sup> .....	11
	Students/ADM <sup>2</sup> .....	4,074
	Free & Reduced Lunch.....	50%
	Community Eligibility Program.....	57%
	Number of Route Buses <sup>3</sup> .....	77
	Buses 10 yrs. old or less.....	100%
	Students Bused.....	2,389
	Full-Time Employees.....	633
	Teachers.....	283
	Principals/ Assistant Principals.....	21
	Counselors.....	12
	Librarians.....	10
	Other Certified Employees.....	5
	Support Personnel.....	302

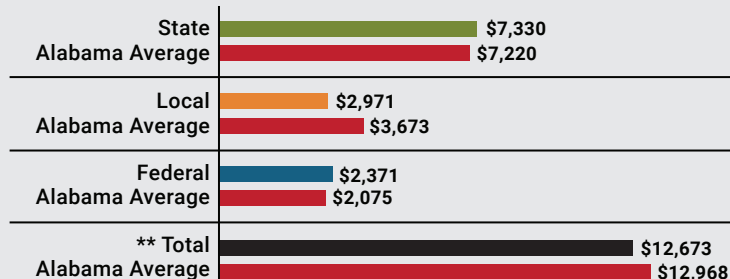
<sup>1</sup> Schools with enrollment, including Alternative and Career Technical Education  
<sup>2</sup> Average Daily Membership (includes virtual students)  
<sup>3</sup> Data collected in 2021 and used for FY23 funding  
<sup>4</sup> 2021-2022 NEA Rankings of the States

## Total Per-Pupil Expenditures (PPE)



## Per-Pupil Revenue Sources

### Escambia County Revenue Sources



\*\*Total Revenue Among 138 School Systems



**88**  
STATE  
RANK

**60**  
LOCAL  
RANK

**52**  
FEDERAL  
RANK

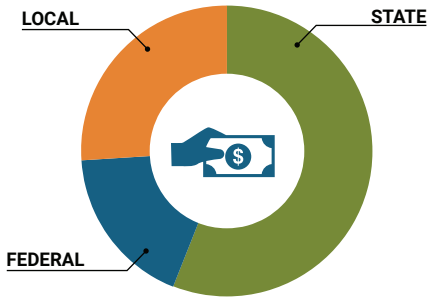
# OVERALL SYSTEM RANK 79

LEAs with a substantial increase in reported ADM may show lower rankings since additional revenues reflecting those increases in ADM are not received until the following fiscal year.

\* THIS REPORT INCLUDES FISCAL YEAR 2021 DATA

# School System Revenue

## How was your school system funded?<sup>1</sup>



\$29,863,634	STATE	56%
\$9,660,698	FEDERAL	18%
\$13,492,756	LOCAL	25%
— \$4,143,490	Local 10-Mill Match	
<b>\$9,349,266</b>	<b>AVAILABLE LOCAL REVENUE</b>	

### VALUE OF 1-MILL For Your School System

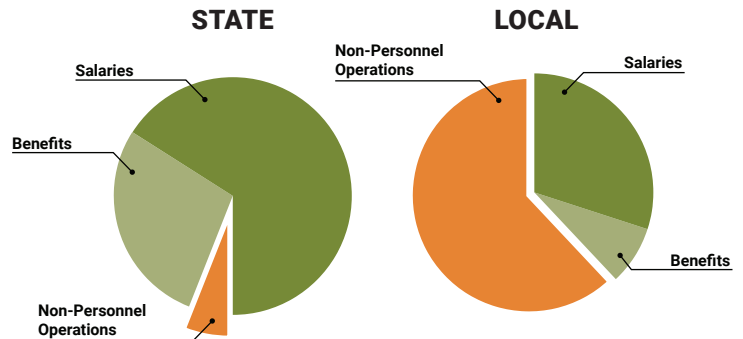
**\$414,349**

# School System Spending

## How did your school system spend state & local dollars?<sup>1</sup>

	STATE SPENDING <sup>2,3</sup>	LOCAL SPENDING <sup>2</sup>
Salaries	\$20,954,190	\$2,321,157
Benefits	\$8,818,507	\$616,413
Non-Personnel Operations	\$2,141,416	\$4,915,463
<b>TOTAL</b>	<b>\$31,914,113</b>	<b>\$7,853,033</b>

<sup>1</sup> Revenues and expenditures may contain nominal variances due to rounding  
<sup>2</sup> Does not include debt service or capital outlay  
<sup>3</sup> Includes 10-mill match  
<sup>4</sup> Such as utilities, operations & maintenance, etc.



**Only 7% of state funding is available for non-personnel expenditures<sup>4</sup>**

# Instructional Support



# Educational Advancement & Technology Fund<sup>5</sup>



<sup>5</sup> These one-time supplemental funds may be used for repairs and deferred maintenance, capital outlay, classroom instructional supplies, insurance for facilities, transportation, technology and school safety.

# System Debt

<b>TOTAL DEBT<sup>6</sup></b>	<b>DEBT PER STUDENT</b>
<b>\$25,559,226</b>	<b>\$6,274</b>

<sup>6</sup> The debt totals in system audit reports may differ due to audit adjustments.



ALABAMA ASSOCIATION OF SCHOOL BOARDS

Sally Smith, J.D.  
Executive Director

Tracey A. Meyer  
Governmental Relations Coordinator

43 South Jackson Street  
Montgomery, Alabama 36104

1-800-562-0601 | AlabamaSchoolBoards.org

@AlaSchoolBoards Facebook.com/AlabamaSchoolBoards