



DEKALB COUNTY

SCHOOL SYSTEM SNAPSHOT: 2023 EDITION*

P.O. Box 1668 | Rainsville, AL 35986 | (256) 638-6921

Superintendent

Wayne Lyles

Board Members

Carol Hiett, Robert Elliott, Kelly Armstrong, Monty A. Darwin, Randy Peppers

\$6,169,507
Cost of One Month's
Operation/General Fund

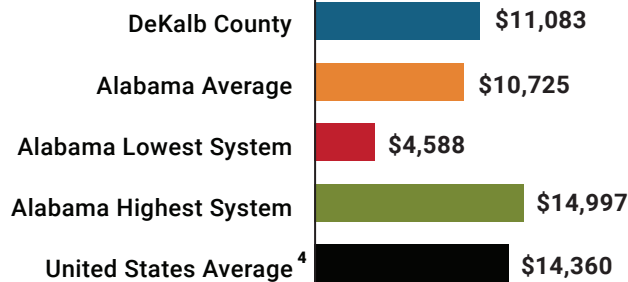
2.26
Number of Months
Reserve Balance

By the Numbers

	Schools ¹	14
	Students/ADM ²	8,333
	Free & Reduced Lunch.....	56%
	Community Eligibility Program.....	45%
	Number of Route Buses ³	121
	Buses 10 yrs. old or less.....	96%
	Students Bused.....	3,946
	Full-Time Employees.....	1,092
	Teachers.....	588
	Principals/ Assistant Principals.....	31
	Counselors.....	22
	Librarians.....	14
	Other Certified Employees.....	19
	Support Personnel.....	418

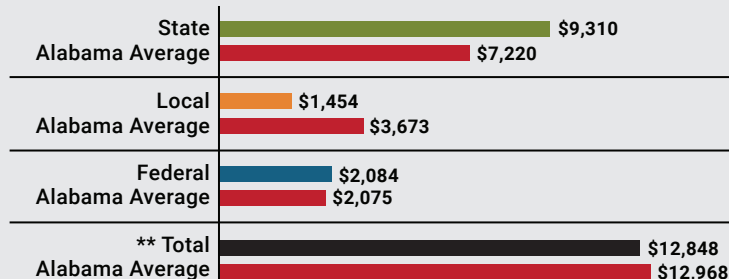
¹ Schools with enrollment, including Alternative and Career Technical Education
² Average Daily Membership (includes virtual students)
³ Data collected in 2021 and used for FY23 funding
⁴ 2021-2022 NEA Rankings of the States

Total Per-Pupil Expenditures (PPE)



Per-Pupil Revenue Sources

DeKalb County Revenue Sources



**Total Revenue Among 138 School Systems



2
STATE
RANK

136
LOCAL
RANK

78
FEDERAL
RANK

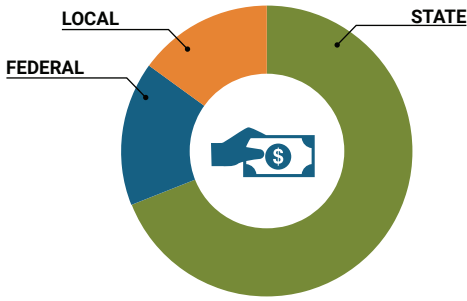
OVERALL SYSTEM RANK 69

LEAs with a substantial increase in reported ADM may show lower rankings since additional revenues reflecting those increases in ADM are not received until the following fiscal year.

* THIS REPORT INCLUDES FISCAL YEAR 2021 DATA

School System Revenue

How was your school system funded?¹



\$77,578,044	STATE	69%
\$17,365,303	FEDERAL	16%
\$16,869,293	LOCAL	15%
-\$3,822,740	Local 10-Mill Match	
\$13,046,553	AVAILABLE LOCAL REVENUE	

VALUE OF 1-MILL For Your School System

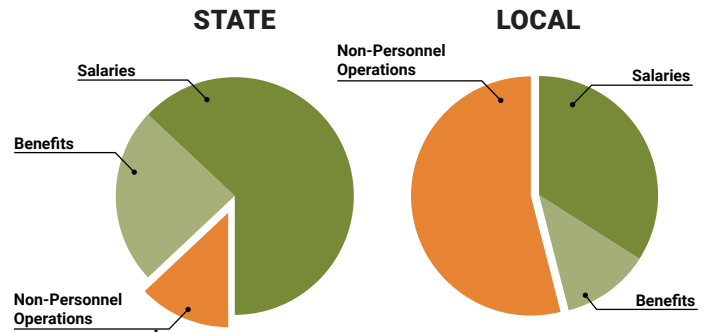
\$382,274

School System Spending

How did your school system spend state & local dollars?¹

	STATE SPENDING ^{2,3}	LOCAL SPENDING ²
Salaries	\$41,481,143	\$3,668,931
Benefits	\$16,001,805	\$1,259,020
Non-Personnel Operations	\$8,107,540	\$5,949,263
TOTAL	\$65,590,488	\$10,877,214

¹ Revenues and expenditures may contain nominal variances due to rounding
² Does not include debt service or capital outlay
³ Includes 10-mill match
⁴ Such as utilities, operations & maintenance, etc.



Only 12% of state funding is available for non-personnel expenditures⁴

Instructional Support



Educational Advancement & Technology Fund⁵



⁵ These one-time supplemental funds may be used for repairs and deferred maintenance, capital outlay, classroom instructional supplies, insurance for facilities, transportation, technology and school safety.

System Debt

TOTAL DEBT⁶	DEBT PER STUDENT
\$16,699,963	\$2,004

⁶ The debt totals in system audit reports may differ due to audit adjustments.



ALABAMA ASSOCIATION OF SCHOOL BOARDS

Sally Smith, J.D.
Executive Director

Tracey A. Meyer
Governmental Relations Coordinator

43 South Jackson Street
Montgomery, Alabama 36104

1-800-562-0601 | AlabamaSchoolBoards.org

@AlaSchoolBoards Facebook.com/AlabamaSchoolBoards