



DALLAS COUNTY

SCHOOL SYSTEM SNAPSHOT: 2023 EDITION*


P.O. Box 1056 | Selma, AL 36702 | (334) 875-3440


Superintendent

Anthony Sampson






Board Members

Mark Story, Mamie W. Solomon, Melvin Flanagan-Brown, Leroy Miles, Jr., William D. Minor

 **\$2,424,553**
Cost of One Month's
Operation/General Fund

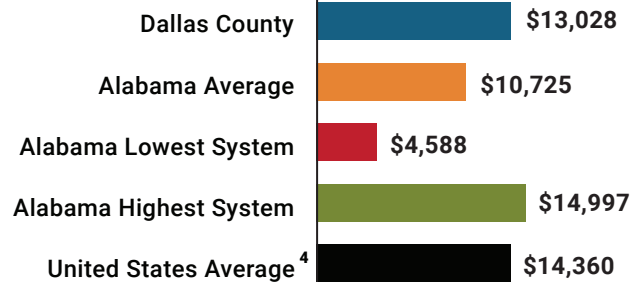
 **1.14**
Number of Months
Reserve Balance

By the Numbers

	Schools ¹	12
	Students/ADM ²	2,738
	Free & Reduced Lunch.....	71%
	Community Eligibility Program.....	86%
	Number of Route Buses ³	72
	Buses 10 yrs. old or less.....	46%
	Students Bused.....	2,221
	Full-Time Employees.....	483
	Teachers.....	190
	Principals/ Assistant Principals.....	18
	Counselors.....	11
	Librarians.....	10
	Other Certified Employees.....	21
	Support Personnel.....	233

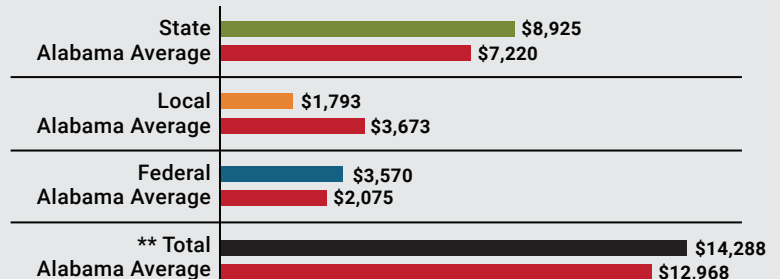
¹ Schools with enrollment, including Alternative and Career Technical Education
² Average Daily Membership (includes virtual students)
³ Data collected in 2021 and used for FY23 funding
⁴ 2021-2022 NEA Rankings of the States

Total Per-Pupil Expenditures (PPE)



Per-Pupil Revenue Sources

Dallas County Revenue Sources



**Total Revenue Among 138 School Systems



6
STATE
RANK

127
LOCAL
RANK

11
FEDERAL
RANK

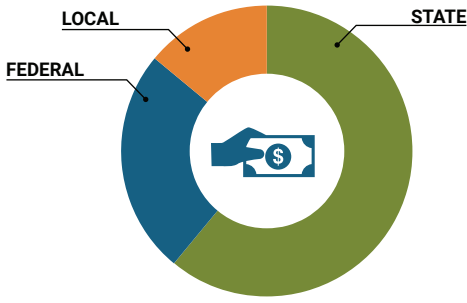
OVERALL SYSTEM RANK 26

LEAs with a substantial increase in reported ADM may show lower rankings since additional revenues reflecting those increases in ADM are not received until the following fiscal year.

* THIS REPORT INCLUDES FISCAL YEAR 2021 DATA

School System Revenue

How was your school system funded?¹



\$24,437,078	STATE	62%
\$9,774,564	FEDERAL	25%
\$5,428,896	LOCAL	14%
— \$1,946,860	Local 10-Mill Match	
\$3,482,036	AVAILABLE LOCAL REVENUE	

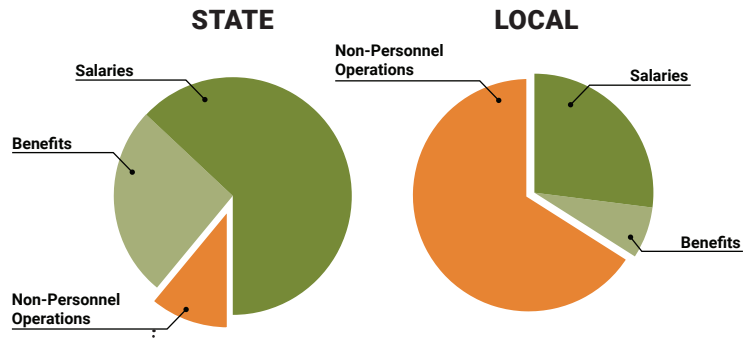
VALUE OF 1-MILL For Your School System



School System Spending

How did your school system spend state & local dollars?¹

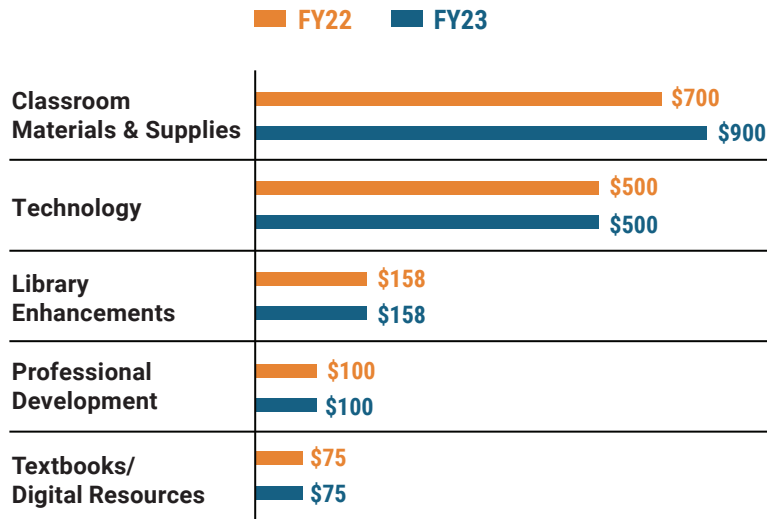
	STATE SPENDING ^{2,3}	LOCAL SPENDING ²
Salaries	\$15,556,637	\$978,173
Benefits	\$6,415,402	\$246,203
Non-Personnel Operations	\$2,591,476	\$2,388,739
TOTAL	\$24,563,515	\$3,613,115



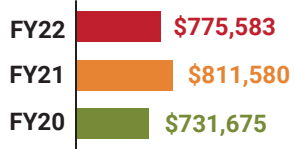
Only 11% of state funding is available for non-personnel expenditures⁴

¹ Revenues and expenditures may contain nominal variances due to rounding
² Does not include debt service or capital outlay
³ Includes 10-mill match
⁴ Such as utilities, operations & maintenance, etc.

Instructional Support



Educational Advancement & Technology Fund⁵



⁵ These one-time supplemental funds may be used for repairs and deferred maintenance, capital outlay, classroom instructional supplies, insurance for facilities, transportation, technology and school safety.

System Debt

TOTAL DEBT⁶	DEBT PER STUDENT
\$1,697,381	\$620

⁶ The debt totals in system audit reports may differ due to audit adjustments.



Sally Smith, J.D.
Executive Director

Tracey A. Meyer
Governmental Relations Coordinator

43 South Jackson Street
Montgomery, Alabama 36104

1-800-562-0601 | AlabamaSchoolBoards.org

@AlaSchoolBoards | [Facebook.com/AlabamaSchoolBoards](https://www.facebook.com/AlabamaSchoolBoards)