



COLBERT COUNTY

SCHOOL SYSTEM SNAPSHOT: 2023 EDITION*


P.O. Box 538 | Tuscumbia, AL 35674 | (256) 386-8565


Superintendent

Chris Hand






Board Members

Steve Stayton, Jacqueline Witt, Jarrod Johnson, Thomas L. Burgess, Ricky Saint, David Yarber

 **\$2,259,922**
Cost of One Month's
Operation/General Fund

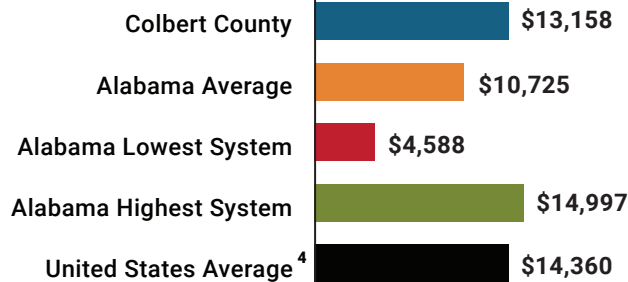
 **3.19**
Number of Months
Reserve Balance

By the Numbers

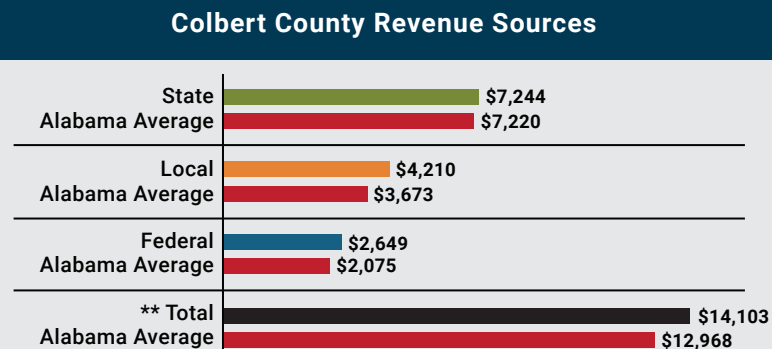
	Schools ¹	8
	Students/ADM ²	2,499
	Free & Reduced Lunch.....	74%
	Community Eligibility Program.....	42%
	Number of Route Buses ³	32
	Buses 10 yrs. old or less.....	100%
	Students Bused.....	1,198
	Full-Time Employees.....	413
	Teachers.....	194
	Principals/ Assistant Principals.....	10
	Counselors.....	8
	Librarians.....	8
	Other Certified Employees.....	12
	Support Personnel.....	181

¹ Schools with enrollment, including Alternative and Career Technical Education
² Average Daily Membership (includes virtual students)
³ Data collected in 2021 and used for FY23 funding
⁴ 2021-2022 NEA Rankings of the States

Total Per-Pupil Expenditures (PPE)



Per-Pupil Revenue Sources



**Total Revenue Among 138 School Systems



95
STATE
RANK

30
LOCAL
RANK

37
FEDERAL
RANK

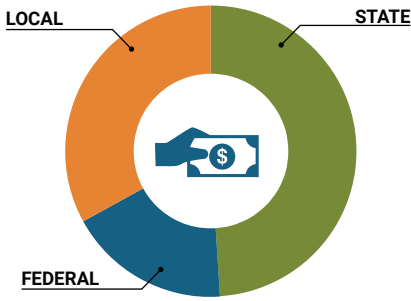
OVERALL SYSTEM RANK 33

LEAs with a substantial increase in reported ADM may show lower rankings since additional revenues reflecting those increases in ADM are not received until the following fiscal year.

* THIS REPORT INCLUDES FISCAL YEAR 2021 DATA

School System Revenue

How was your school system funded?¹



\$18,102,853	STATE	49%
\$6,618,886	FEDERAL	18%
\$12,069,005	LOCAL	33%
— \$3,591,280	Local 10-Mill Match	
\$8,477,725	AVAILABLE LOCAL REVENUE	

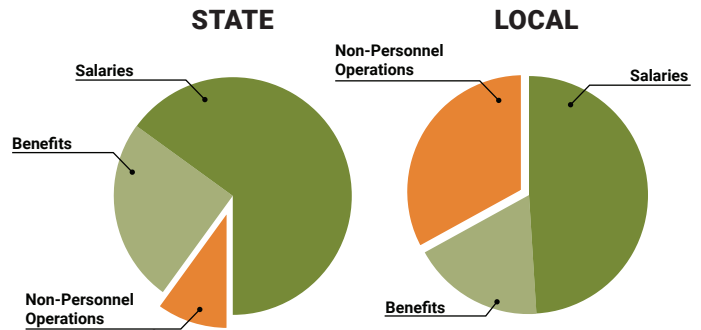
VALUE OF 1-MILL For Your School System

\$359,128

School System Spending

How did your school system spend state & local dollars?¹

	STATE SPENDING ^{2,3}	LOCAL SPENDING ²
Salaries	\$13,368,680	\$3,728,525
Benefits	\$5,176,779	\$1,334,349
Non-Personnel Operations	\$2,180,207	\$2,493,939
TOTAL	\$20,725,667	\$7,556,812



Only 11% of state funding is available for non-personnel expenditures⁴

¹ Revenues and expenditures may contain nominal variances due to rounding
² Does not include debt service or capital outlay
³ Includes 10-mill match
⁴ Such as utilities, operations & maintenance, etc.

Instructional Support



Educational Advancement & Technology Fund⁵



⁵ These one-time supplemental funds may be used for repairs and deferred maintenance, capital outlay, classroom instructional supplies, insurance for facilities, transportation, technology and school safety.

System Debt

TOTAL DEBT⁶	DEBT PER STUDENT
\$8,656,464	\$3,464

⁶ The debt totals in system audit reports may differ due to audit adjustments.



ALABAMA ASSOCIATION OF SCHOOL BOARDS

Sally Smith, J.D.
Executive Director

Tracey A. Meyer
Governmental Relations Coordinator

43 South Jackson Street
Montgomery, Alabama 36104

1-800-562-0601 | AlabamaSchoolBoards.org

@AlaSchoolBoards Facebook.com/AlabamaSchoolBoards