



CLAY COUNTY

SCHOOL SYSTEM SNAPSHOT: 2023 EDITION*

P.O. Box 278 | Ashland, AL 36251 | (256) 396-1475


Superintendent

Jared Wesley

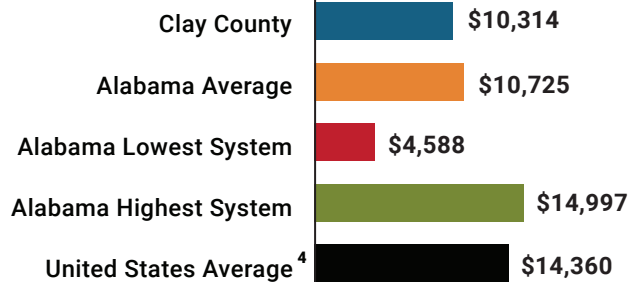
Board Members

Lorri R. Allen, Christopher L. Jackson, Edwin L. Branch, Blaine Lacy, John Garrett






 **\$1,309,594**
Cost of One Month's
Operation/General Fund

 **2.56**
Number of Months
Reserve Balance

Total Per-Pupil Expenditures (PPE)

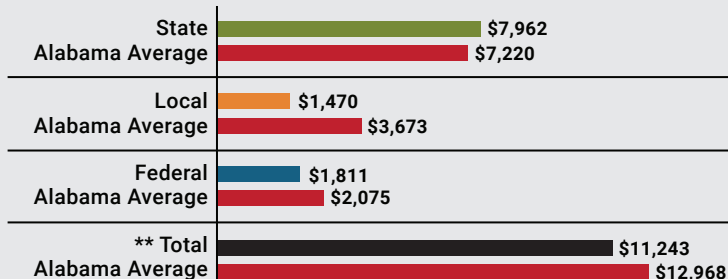


By the Numbers

	Schools ¹	4
	Students/ADM ²	1,795
	Free & Reduced Lunch.....	62%
	Community Eligibility Program.....	36%
	Number of Route Buses ³	38
	Buses 10 yrs. old or less.....	63%
	Students Bused.....	1,370
	Full-Time Employees.....	253
	Teachers.....	119
	Principals/ Assistant Principals.....	7
	Counselors.....	5
	Librarians.....	3
	Other Certified Employees.....	6
	Support Personnel.....	113

Per-Pupil Revenue Sources

Clay County Revenue Sources



**Total Revenue Among 138 School Systems



40
STATE
RANK

135
LOCAL
RANK

98
FEDERAL
RANK

OVERALL SYSTEM RANK 130

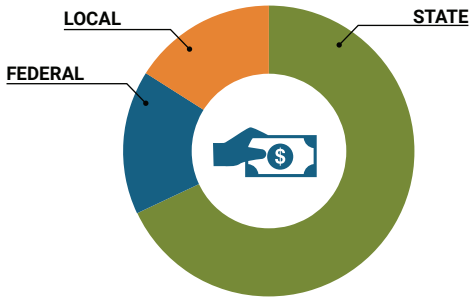
LEAs with a substantial increase in reported ADM may show lower rankings since additional revenues reflecting those increases in ADM are not received until the following fiscal year.

¹ Schools with enrollment, including Alternative and Career Technical Education
² Average Daily Membership (includes virtual students)
³ Data collected in 2021 and used for FY23 funding
⁴ 2021-2022 NEA Rankings of the States

* THIS REPORT INCLUDES FISCAL YEAR 2021 DATA

School System Revenue

How was your school system funded?¹



\$14,292,054	STATE	68%
\$3,250,423	FEDERAL	16%
\$3,379,822	LOCAL	16%
\$980,800	Local 10-Mill Match	
\$2,399,022	AVAILABLE LOCAL REVENUE	

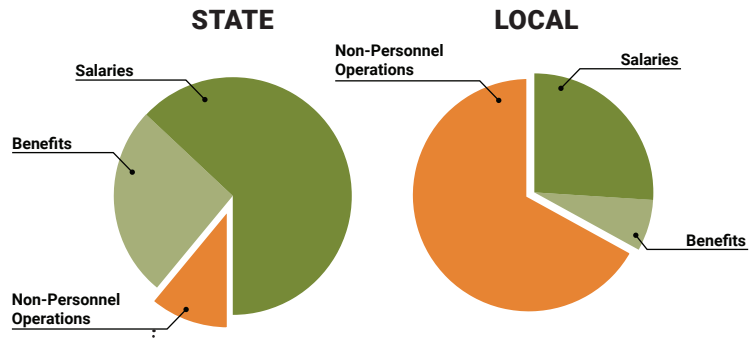
VALUE OF 1-MILL For Your School System



School System Spending

How did your school system spend state & local dollars?¹

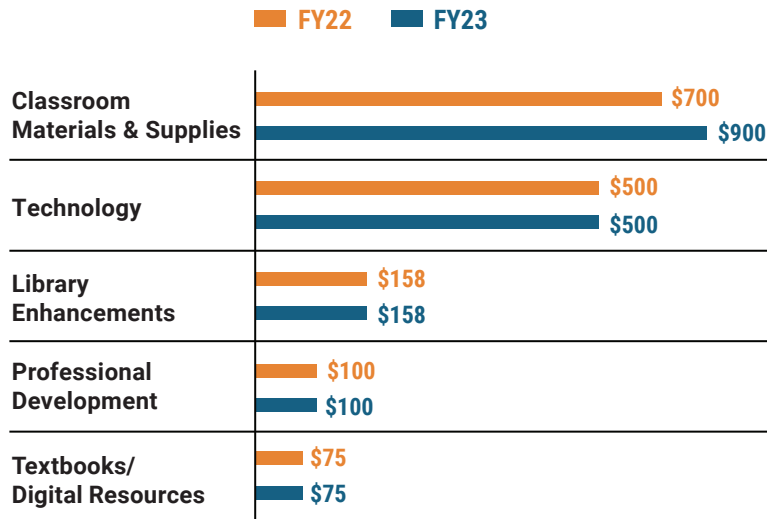
	STATE SPENDING ^{2,3}	LOCAL SPENDING ²
Salaries	\$8,839,395	\$342,577
Benefits	\$3,581,467	\$103,582
Non-Personnel Operations	\$1,551,374	\$888,197
TOTAL	\$13,972,236	\$1,334,355



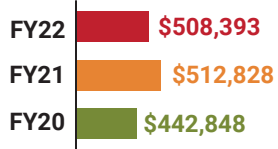
Only 11% of state funding is available for non-personnel expenditures⁴

¹ Revenues and expenditures may contain nominal variances due to rounding
² Does not include debt service or capital outlay
³ Includes 10-mill match
⁴ Such as utilities, operations & maintenance, etc.

Instructional Support



Educational Advancement & Technology Fund⁵



⁵ These one-time supplemental funds may be used for repairs and deferred maintenance, capital outlay, classroom instructional supplies, insurance for facilities, transportation, technology and school safety.

System Debt

TOTAL DEBT⁶	DEBT PER STUDENT
\$7,669,679	\$4,273

⁶ The debt totals in system audit reports may differ due to audit adjustments.



Sally Smith, J.D.
Executive Director

Tracey A. Meyer
Governmental Relations Coordinator

43 South Jackson Street
Montgomery, Alabama 36104

1-800-562-0601 | AlabamaSchoolBoards.org

@AlaSchoolBoards | [Facebook.com/AlabamaSchoolBoards](https://www.facebook.com/AlabamaSchoolBoards)