



CHOCTAW COUNTY

SCHOOL SYSTEM SNAPSHOT: 2023 EDITION*

107 Tom Orr Drive | Butler, AL 36904 | (205) 459-3031


Superintendent

Dr. Jacqui James

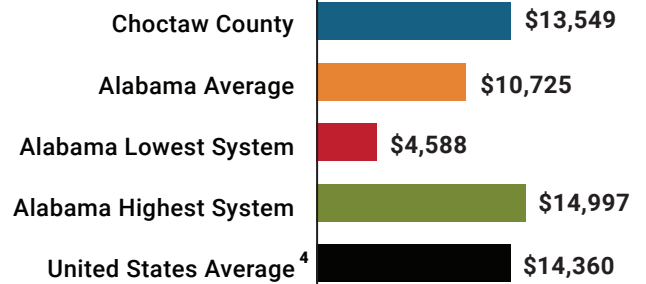
Board Members

James Studdard, Isaac C. Johnson, Randy Gibson, Beverly Skinner, Tommy Campbell






 **\$1,010,432**
Cost of One Month's
Operation/General Fund

 **2.12**
Number of Months
Reserve Balance

Total Per-Pupil Expenditures (PPE)

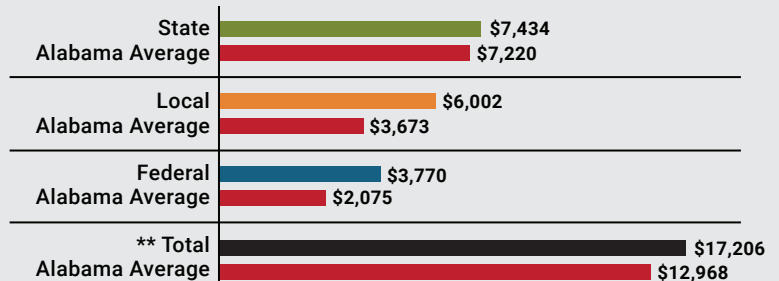


By the Numbers

	Schools ¹	4
	Students/ADM ²	1,071
	Free & Reduced Lunch.....	63%
	Community Eligibility Program.....	67%
	Number of Route Buses ³	28
	Buses 10 yrs. old or less.....	100%
	Students Bused.....	742
	Full-Time Employees.....	188
	Teachers.....	75
	Principals/ Assistant Principals.....	5
	Counselors.....	4
	Librarians.....	4
	Other Certified Employees.....	7
	Support Personnel.....	93

Per-Pupil Revenue Sources

Choctaw County Revenue Sources



**Total Revenue Among 138 School Systems



80
STATE
RANK

11
LOCAL
RANK

9
FEDERAL
RANK

OVERALL SYSTEM RANK 2

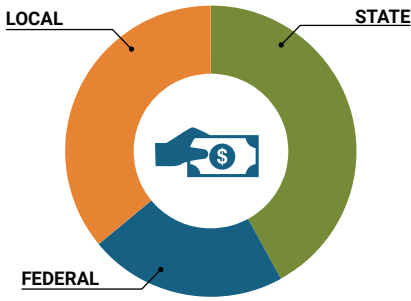
LEAs with a substantial increase in reported ADM may show lower rankings since additional revenues reflecting those increases in ADM are not received until the following fiscal year.

¹ Schools with enrollment, including Alternative and Career Technical Education
² Average Daily Membership (includes virtual students)
³ Data collected in 2021 and used for FY23 funding
⁴ 2021-2022 NEA Rankings of the States

* THIS REPORT INCLUDES FISCAL YEAR 2021 DATA

School System Revenue

How was your school system funded?¹



\$7,961,604	STATE	42%
\$4,037,299	FEDERAL	22%
\$6,734,383	LOCAL	36%
— \$2,549,940	Local 10-Mill Match	
\$4,184,443	AVAILABLE LOCAL REVENUE	

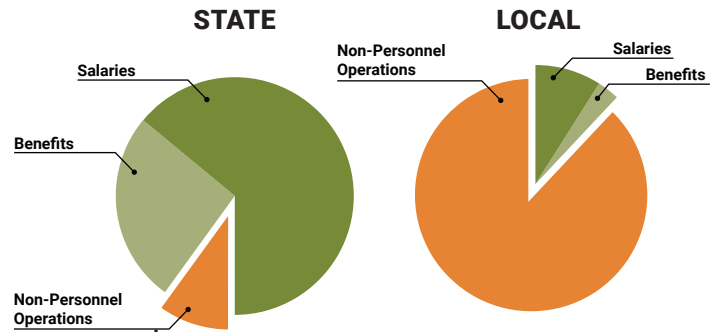
VALUE OF 1-MILL For Your School System

\$254,994

School System Spending

How did your school system spend state & local dollars?¹

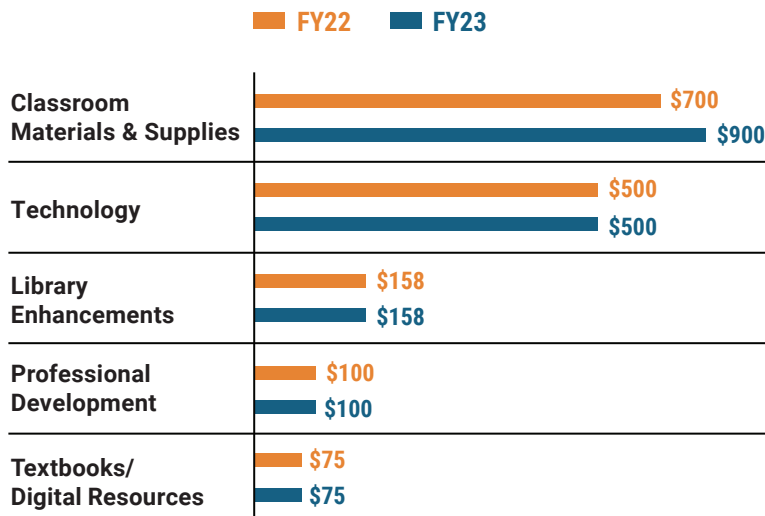
	STATE SPENDING ^{2,3}	LOCAL SPENDING ²
Salaries	\$6,264,270	\$200,048
Benefits	\$2,568,326	\$53,186
Non-Personnel Operations	\$936,546	\$1,872,799
TOTAL	\$9,769,142	\$2,126,034



Only 10% of state funding is available for non-personnel expenditures⁴

¹ Revenues and expenditures may contain nominal variances due to rounding
² Does not include debt service or capital outlay
³ Includes 10-mill match
⁴ Such as utilities, operations & maintenance, etc.

Instructional Support



Educational Advancement & Technology Fund⁵

FY22	\$303,274
FY21	\$329,001
FY20	\$301,850

⁵ These one-time supplemental funds may be used for repairs and deferred maintenance, capital outlay, classroom instructional supplies, insurance for facilities, transportation, technology and school safety.

System Debt

TOTAL DEBT⁶	DEBT PER STUDENT
\$8,217,252	\$7,673

⁶ The debt totals in system audit reports may differ due to audit adjustments.



ALABAMA ASSOCIATION OF SCHOOL BOARDS

Sally Smith, J.D.
Executive Director

Tracey A. Meyer
Governmental Relations Coordinator

43 South Jackson Street
Montgomery, Alabama 36104

1-800-562-0601 | AlabamaSchoolBoards.org

@AlaSchoolBoards Facebook.com/AlabamaSchoolBoards