



BLOUNT COUNTY

SCHOOL SYSTEM SNAPSHOT: 2023 EDITION*

P.O. Box 578 | Oneonta, AL 35121 | (205) 775-1950


Superintendent

Rodney Green

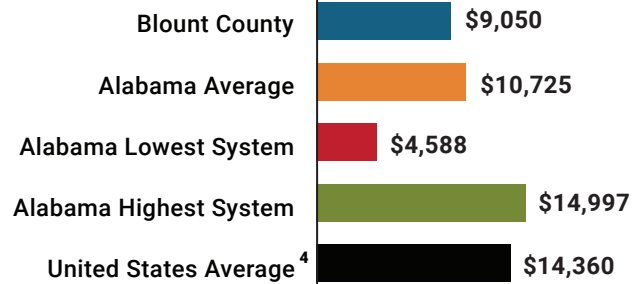
Board Members

Chris Latta, Jackie T. Sivley, Ken Benton, Dr. Philip C. Cleveland, Gardner Gilliland






 **\$5,292,731**
Cost of One Month's
Operation/General Fund

 **3.32**
Number of Months
Reserve Balance

Total Per-Pupil Expenditures (PPE)

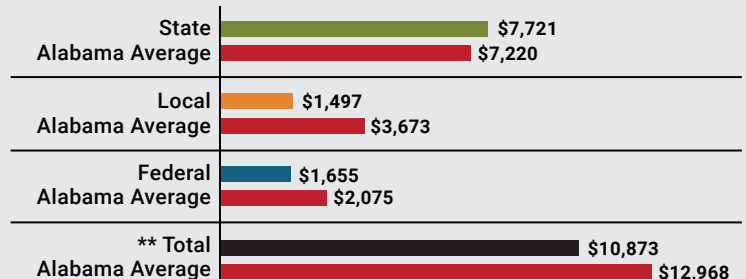


By the Numbers

	Schools ¹	17
	Students/ADM ²	7,612
	Free & Reduced Lunch.....	54%
	Community Eligibility Program.....	29%
	Number of Route Buses ³	100
	Buses 10 yrs. old or less.....	100%
	Students Bused.....	3,855
	Full-Time Employees.....	949
	Teachers.....	465
	Principals/ Assistant Principals.....	28
	Counselors.....	19
	Librarians.....	14
	Other Certified Employees.....	21
	Support Personnel.....	402

Per-Pupil Revenue Sources

Blount County Revenue Sources



**Total Revenue Among 138 School Systems



59
STATE
RANK

134
LOCAL
RANK

107
FEDERAL
RANK

OVERALL SYSTEM RANK 134

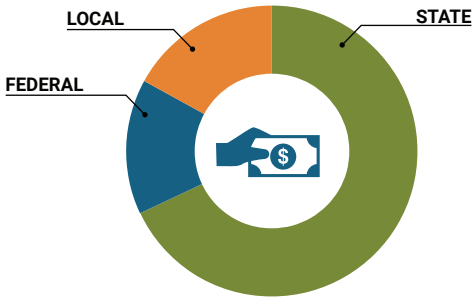
LEAs with a substantial increase in reported ADM may show lower rankings since additional revenues reflecting those increases in ADM are not received until the following fiscal year.

¹ Schools with enrollment, including Alternative and Career Technical Education
² Average Daily Membership (includes virtual students)
³ Data collected in 2021 and used for FY23 funding
⁴ 2021-2022 NEA Rankings of the States

* THIS REPORT INCLUDES FISCAL YEAR 2021 DATA


School System Revenue

How was your school system funded?¹



\$58,773,663	STATE	68%
\$12,595,773	FEDERAL	15%
\$14,748,243	LOCAL	17%
-\$3,652,090	Local 10-Mill Match	
\$11,096,153	AVAILABLE LOCAL REVENUE	

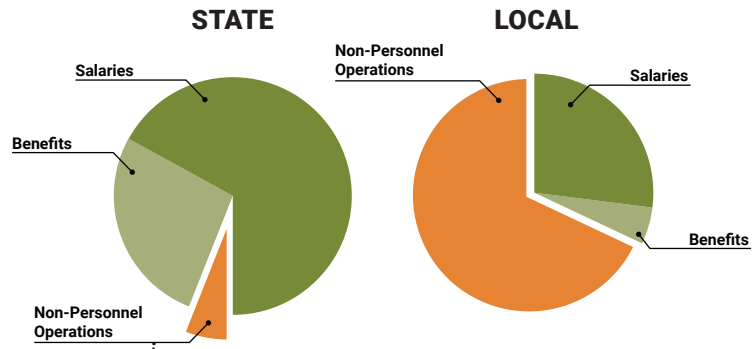
VALUE OF 1-MILL For Your School System



School System Spending

How did your school system spend state & local dollars?¹

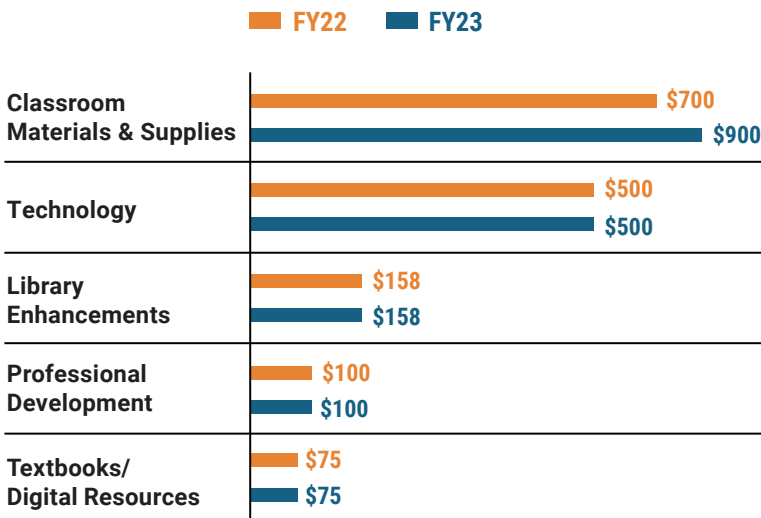
	STATE SPENDING ^{2,3}	LOCAL SPENDING ²
Salaries	\$36,028,442	\$2,113,653
Benefits	\$14,386,129	\$428,237
Non-Personnel Operations	\$3,544,763	\$5,484,597
TOTAL	\$53,959,333	\$8,026,486



Only 7% of state funding is available for non-personnel expenditures⁴

¹ Revenues and expenditures may contain nominal variances due to rounding
² Does not include debt service or capital outlay
³ Includes 10-mill match
⁴ Such as utilities, operations & maintenance, etc.

Instructional Support



Educational Advancement & Technology Fund⁵



⁵ These one-time supplemental funds may be used for repairs and deferred maintenance, capital outlay, classroom instructional supplies, insurance for facilities, transportation, technology and school safety.

System Debt

TOTAL DEBT⁶	DEBT PER STUDENT
\$23,446,216	\$3,080

⁶ The debt totals in system audit reports may differ due to audit adjustments.



ALABAMA ASSOCIATION OF SCHOOL BOARDS

Sally Smith, J.D.
Executive Director

Tracey A. Meyer
Governmental Relations Coordinator

43 South Jackson Street
Montgomery, Alabama 36104

1-800-562-0601 | AlabamaSchoolBoards.org

@AlaSchoolBoards Facebook.com/AlabamaSchoolBoards