



# BALDWIN COUNTY

## SCHOOL SYSTEM SNAPSHOT: 2023 EDITION\*


2600-A N. Hand Avenue | Bay Minette, AL 36507 | (251) 937-0308


Superintendent

Eddie Tyler

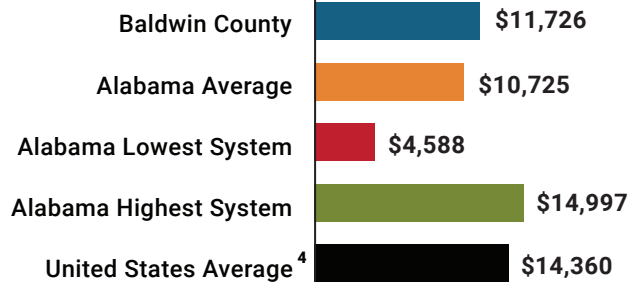
Board Members

April Bradley, Andrea Lindsey, Cecil Christenberry, Rondi Kirby, Michael Johnson, Tony Myrick, Jason Woerner






 **\$28,841,016**  
Cost of One Month's  
Operation/General Fund

 **2.57**  
Number of Months  
Reserve Balance

### Total Per-Pupil Expenditures (PPE)

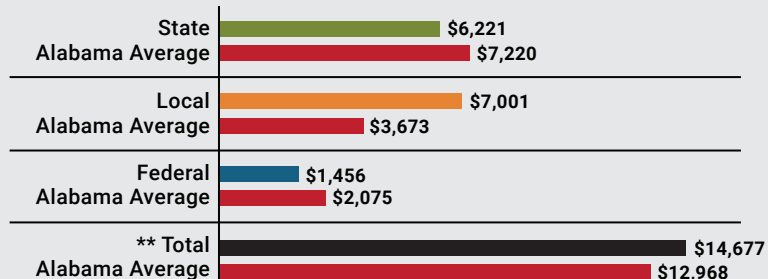


### By the Numbers

	Schools <sup>1</sup> .....	46
	Students/ADM <sup>2</sup> .....	29,555
	Free & Reduced Lunch.....	48%
	Community Eligibility Program.....	31%
	Number of Route Buses <sup>3</sup> .....	311
	Buses 10 yrs. old or less.....	100%
	Students Bused.....	13,374
	Full-Time Employees.....	4,023
	Teachers.....	2,087
	Principals/ Assistant Principals.....	110
	Counselors.....	84
	Librarians.....	44
	Other Certified Employees.....	134
	Support Personnel.....	1,564

### Per-Pupil Revenue Sources

#### Baldwin County Revenue Sources



\*\*Total Revenue Among 138 School Systems



**133**  
STATE  
RANK

**7**  
LOCAL  
RANK

**118**  
FEDERAL  
RANK

## OVERALL SYSTEM RANK 22

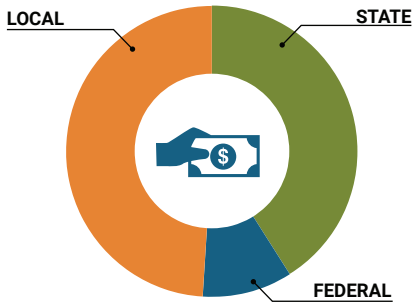
LEAs with a substantial increase in reported ADM may show lower rankings since additional revenues reflecting those increases in ADM are not received until the following fiscal year.

<sup>1</sup> Schools with enrollment, including Alternative and Career Technical Education  
<sup>2</sup> Average Daily Membership (includes virtual students)  
<sup>3</sup> Data collected in 2021 and used for FY23 funding  
<sup>4</sup> 2021-2022 NEA Rankings of the States

\* THIS REPORT INCLUDES FISCAL YEAR 2021 DATA

# School System Revenue

## How was your school system funded?<sup>1</sup>



\$183,847,944	STATE	41%
\$43,032,079	FEDERAL	10%
\$219,573,067	LOCAL	49%
— \$39,910,400	Local 10-Mill Match	
<b>\$179,662,667</b>	<b>AVAILABLE LOCAL REVENUE</b>	

VALUE OF 1-MILL  
For Your School System

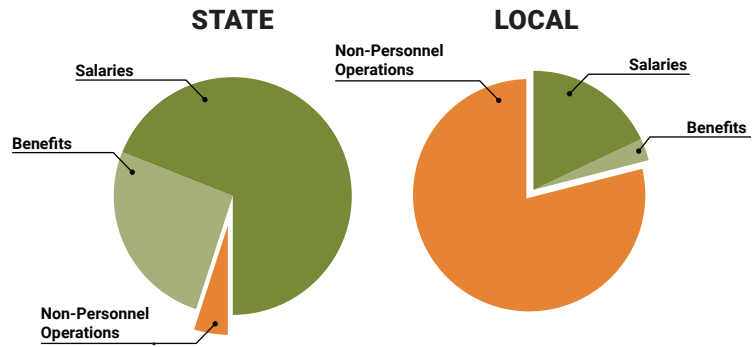


# School System Spending

## How did your school system spend state & local dollars?<sup>1</sup>

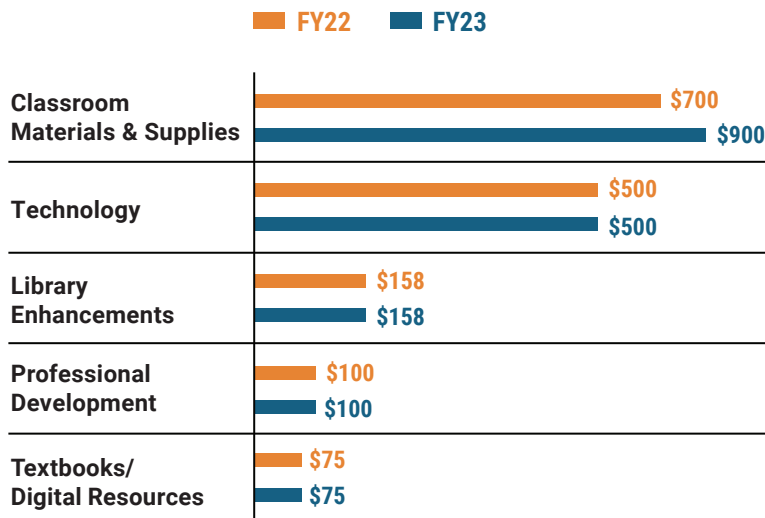
	STATE SPENDING <sup>2,3</sup>	LOCAL SPENDING <sup>2</sup>
Salaries	\$140,484,387	\$47,976,693
Benefits	\$52,442,380	\$15,712,428
Non-Personnel Operations	\$9,476,415	\$55,711,350
<b>TOTAL</b>	<b>\$202,403,183</b>	<b>\$119,400,472</b>

<sup>1</sup> Revenues and expenditures may contain nominal variances due to rounding  
<sup>2</sup> Does not include debt service or capital outlay  
<sup>3</sup> Includes 10-mill match  
<sup>4</sup> Such as utilities, operations & maintenance, etc.



**Only 5% of state funding is available for non-personnel expenditures<sup>4</sup>**

# Instructional Support



# Educational Advancement & Technology Fund<sup>5</sup>



<sup>5</sup> These one-time supplemental funds may be used for repairs and deferred maintenance, capital outlay, classroom instructional supplies, insurance for facilities, transportation, technology and school safety.

# System Debt

<b>TOTAL DEBT<sup>6</sup></b>	<b>DEBT PER STUDENT</b>
<b>\$220,344,209</b>	<b>\$7,455</b>

<sup>6</sup> The debt totals in system audit reports may differ due to audit adjustments.



ALABAMA  
ASSOCIATION OF  
SCHOOL BOARDS

Sally Smith, J.D.  
Executive Director

Tracey A. Meyer  
Governmental Relations Coordinator

43 South Jackson Street  
Montgomery, Alabama 36104

1-800-562-0601 | AlabamaSchoolBoards.org

@AlaSchoolBoards Facebook.com/AlabamaSchoolBoards