



# WINFIELD CITY

# SCHOOL SYSTEM SNAPSHOT: 2023 EDITION\*

P.O. Box 70 | Winfield, AL 35594 | (205) 487-4255

Superintendent

Randy Thomley

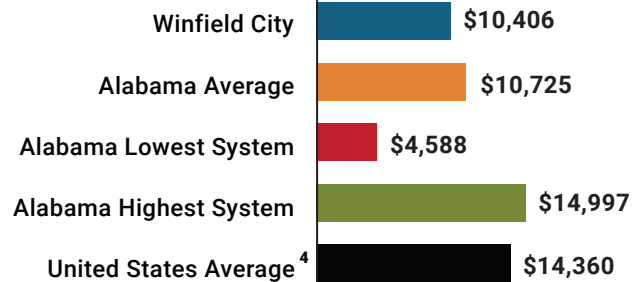
Board Members

James A. Garner, Tommy Bowen, Chris Carothers, Dr. Chad May, Dana Peoples

**\$1,024,145**  
Cost of One Month's  
Operation/General Fund

**5.43**  
Number of Months  
Reserve Balance

## Total Per-Pupil Expenditures (PPE)

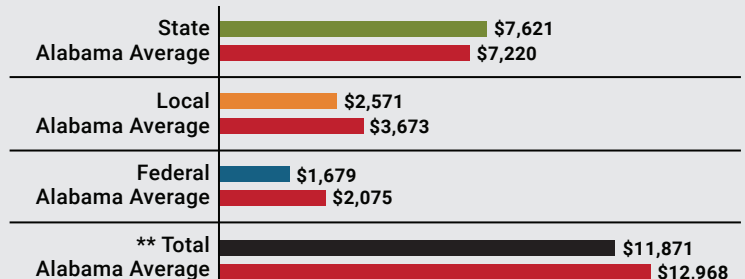


## By the Numbers

	Schools <sup>1</sup> .....	3
	Students/ADM <sup>2</sup> .....	1,242
	Free & Reduced Lunch.....	45%
	Community Eligibility Program.....	31%
	Number of Route Buses <sup>3</sup> .....	9
	Buses 10 yrs. old or less.....	100%
	Students Bused.....	585
	Full-Time Employees.....	157
	Teachers.....	83
	Principals/ Assistant Principals.....	4
	Counselors.....	3
	Librarians.....	3
	Other Certified Employees.....	4
	Support Personnel.....	60

## Per-Pupil Revenue Sources

### Winfield City Revenue Sources



\*\*Total Revenue Among 138 School Systems



**67**  
STATE  
RANK

**78**  
LOCAL  
RANK

**104**  
FEDERAL  
RANK

# OVERALL SYSTEM RANK 113

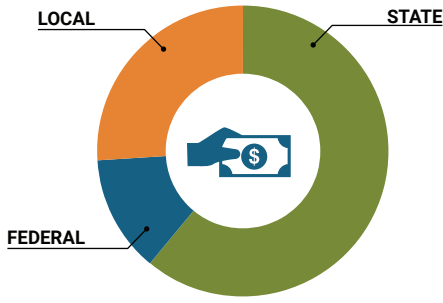
LEAs with a substantial increase in reported ADM may show lower rankings since additional revenues reflecting those increases in ADM are not received until the following fiscal year.

<sup>1</sup> Schools with enrollment, including Alternative and Career Technical Education  
<sup>2</sup> Average Daily Membership (includes virtual students)  
<sup>3</sup> Data collected in 2021 and used for FY23 funding  
<sup>4</sup> 2021-2022 NEA Rankings of the States

\* THIS REPORT INCLUDES FISCAL YEAR 2021 DATA

# School System Revenue

## How was your school system funded?<sup>1</sup>



\$9,465,237	STATE	61%
\$2,085,460	FEDERAL	13%
\$4,066,074	LOCAL	26%
\$447,400	Local 10-Mill Match	
<b>\$3,618,674</b>	<b>AVAILABLE LOCAL REVENUE</b>	

### VALUE OF 1-MILL For Your School System

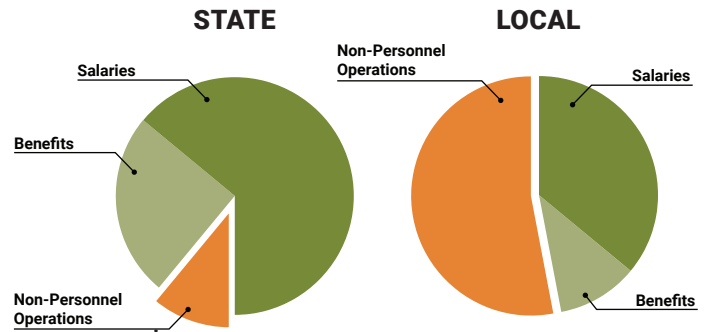


# School System Spending

## How did your school system spend state & local dollars?<sup>1</sup>

	STATE SPENDING <sup>2,3</sup>	LOCAL SPENDING <sup>2</sup>
Salaries	\$5,873,537	\$1,125,375
Benefits	\$2,292,477	\$328,102
Non-Personnel Operations	\$1,075,901	\$1,641,057
<b>TOTAL</b>	<b>\$9,241,915</b>	<b>\$3,094,534</b>

- <sup>1</sup> Revenues and expenditures may contain nominal variances due to rounding
- <sup>2</sup> Does not include debt service or capital outlay
- <sup>3</sup> Includes 10-mill match
- <sup>4</sup> Such as utilities, operations & maintenance, etc.



**Only 12% of state funding is available for non-personnel expenditures<sup>4</sup>**

# Instructional Support



# Educational Advancement & Technology Fund<sup>5</sup>

FY22	\$351,778
FY21	\$342,314
FY20	\$302,607

<sup>5</sup> These one-time supplemental funds may be used for repairs and deferred maintenance, capital outlay, classroom instructional supplies, insurance for facilities, transportation, technology and school safety.

# System Debt

<b>TOTAL DEBT<sup>6</sup></b>	<b>\$2,557,907</b>	<b>DEBT PER STUDENT</b>	<b>\$2,060</b>
-------------------------------	--------------------	-------------------------	----------------

<sup>6</sup> The debt totals in system audit reports may differ due to audit adjustments.



ALABAMA ASSOCIATION OF SCHOOL BOARDS

Sally Smith, J.D.  
Executive Director

Tracey A. Meyer  
Governmental Relations Coordinator

43 South Jackson Street  
Montgomery, Alabama 36104

1-800-562-0601 | AlabamaSchoolBoards.org

@AlaSchoolBoards Facebook.com/AlabamaSchoolBoards