



VESTAVIA HILLS CITY

SCHOOL SYSTEM SNAPSHOT: 2023 EDITION*

1204 Montgomery Hwy | Birmingham, AL 35216 | (205) 402-5116

Superintendent

Dr. Todd Freeman

Board Members

Jennifer Weaver, Scott Brown, Jonathan Handey, Jaclyn Hudson, Jay Stewart

\$7,499,023
Cost of One Month's
Operation/General Fund

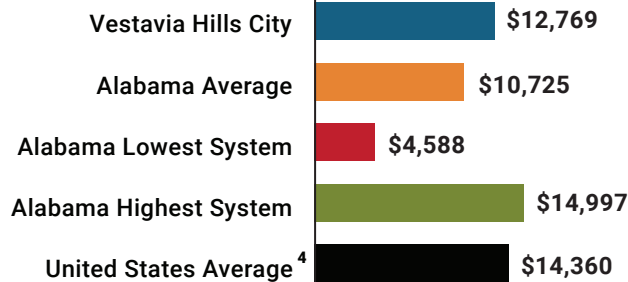
0.95
Number of Months
Reserve Balance

By the Numbers

	Schools ¹	9
	Students/ADM ²	7,028
	Free & Reduced Lunch.....	7%
	Community Eligibility Program.....	3%
	Number of Route Buses ³	8
	Buses 10 yrs. old or less.....	88%
	Students Bused.....	146
	Full-Time Employees.....	877
	Teachers.....	511
	Principals/ Assistant Principals.....	21
	Counselors.....	20
	Librarians.....	10
	Other Certified Employees.....	19
	Support Personnel.....	296

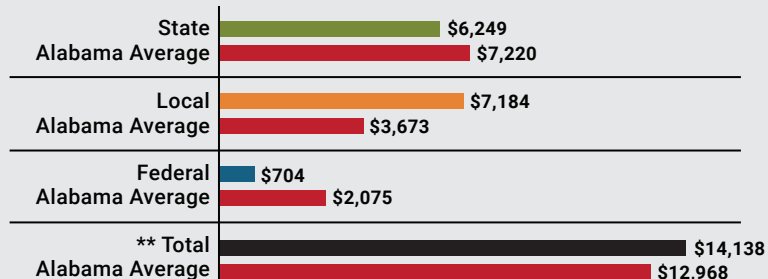
¹ Schools with enrollment, including Alternative and Career Technical Education
² Average Daily Membership (includes virtual students)
³ Data collected in 2021 and used for FY23 funding
⁴ 2021-2022 NEA Rankings of the States

Total Per-Pupil Expenditures (PPE)



Per-Pupil Revenue Sources

Vestavia Hills City Revenue Sources



**Total Revenue Among 138 School Systems



132
STATE
RANK

5
LOCAL
RANK

137
FEDERAL
RANK

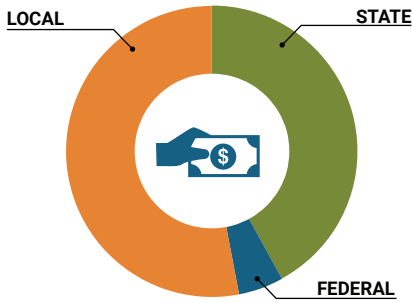
OVERALL SYSTEM RANK 31

LEAs with a substantial increase in reported ADM may show lower rankings since additional revenues reflecting those increases in ADM are not received until the following fiscal year.

* THIS REPORT INCLUDES FISCAL YEAR 2021 DATA

School System Revenue

How was your school system funded?¹



\$43,918,079	STATE	42%
\$4,951,212	FEDERAL	5%
\$55,700,942	LOCAL	53%
— \$7,241,920	Local 10-Mill Match	
\$48,459,022	AVAILABLE LOCAL REVENUE	

VALUE OF 1-MILL For Your School System

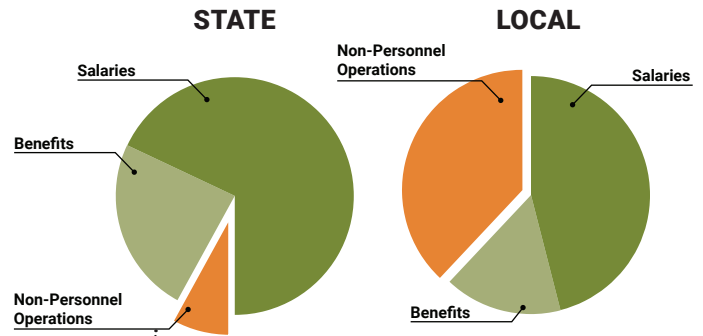
\$724,192

School System Spending

How did your school system spend state & local dollars?¹

	STATE SPENDING ^{2,3}	LOCAL SPENDING ²
Salaries	\$32,728,489	\$18,036,187
Benefits	\$11,619,367	\$6,272,285
Non-Personnel Operations	\$3,699,784	\$15,306,762
TOTAL	\$48,047,640	\$39,615,234

- ¹ Revenues and expenditures may contain nominal variances due to rounding
² Does not include debt service or capital outlay
³ Includes 10-mill match
⁴ Such as utilities, operations & maintenance, etc.



Only 8% of state funding is available for non-personnel expenditures⁴

Instructional Support



Educational Advancement & Technology Fund⁵

FY22	\$1,990,478
FY21	\$1,983,459
FY20	\$1,717,241

⁵ These one-time supplemental funds may be used for repairs and deferred maintenance, capital outlay, classroom instructional supplies, insurance for facilities, transportation, technology and school safety.

System Debt

TOTAL DEBT⁶	DEBT PER STUDENT
\$82,557,251	\$11,747

⁶ The debt totals in system audit reports may differ due to audit adjustments.



ALABAMA ASSOCIATION OF SCHOOL BOARDS

Sally Smith, J.D.
Executive Director

Tracey A. Meyer
Governmental Relations Coordinator

43 South Jackson Street
Montgomery, Alabama 36104

1-800-562-0601 | AlabamaSchoolBoards.org

@AlaSchoolBoards Facebook.com/AlabamaSchoolBoards