



TUSCALOOSA CITY

SCHOOL SYSTEM SNAPSHOT: 2023 EDITION*


P.O. Box 38991 | Tuscaloosa, AL 35403 | (205) 759-3560

Superintendent

Dr. Mike Daria

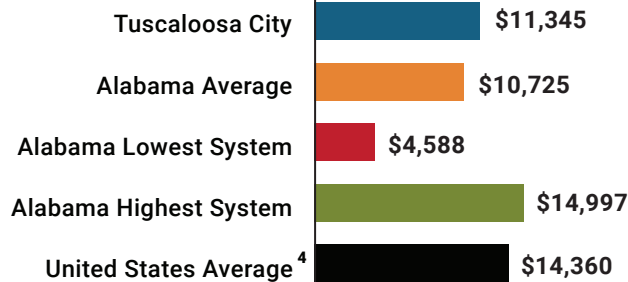
Board Members

Eric Wilson, Marvin Lucas, Erica Grant, Patrick Hamner, Lesley Powell, Erskine Simmons, Dr. Karen Thompson-Jackson, Kendra Williams







 **\$9,144,320**
Cost of One Month's
Operation/General Fund

 **2.71**
Number of Months
Reserve Balance

Total Per-Pupil Expenditures (PPE)

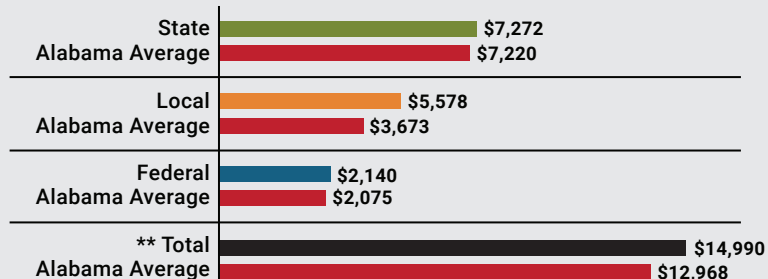


By the Numbers

 Schools ¹	20
 Students/ADM ²	10,276
 Free & Reduced Lunch	42%
 Community Eligibility Program	44%
 Number of Route Buses ³	108
Buses 10 yrs. old or less	100%
Students Bused	6,185
 Full-Time Employees	1,476
Teachers	698
Principals/ Assistant Principals	39
Counselors	32
Librarians	20
Other Certified Employees	87
Support Personnel	600

Per-Pupil Revenue Sources

Tuscaloosa City Revenue Sources



**Total Revenue Among 138 School Systems



92
STATE
RANK

13
LOCAL
RANK

69
FEDERAL
RANK

OVERALL SYSTEM RANK 17

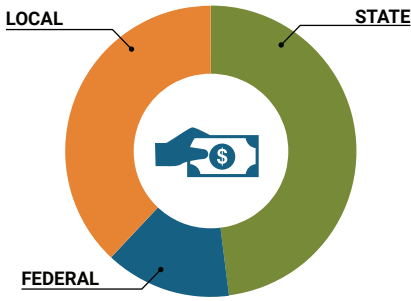
LEAs with a substantial increase in reported ADM may show lower rankings since additional revenues reflecting those increases in ADM are not received until the following fiscal year.

¹ Schools with enrollment, including Alternative and Career Technical Education
² Average Daily Membership (includes virtual students)
³ Data collected in 2021 and used for FY23 funding
⁴ 2021-2022 NEA Rankings of the States

* THIS REPORT INCLUDES FISCAL YEAR 2021 DATA

School System Revenue

How was your school system funded?¹



\$74,730,150	STATE	48%
\$21,990,641	FEDERAL	14%
\$59,633,374	LOCAL	38%
— \$14,600,650	Local 10-Mill Match	
\$45,032,724	AVAILABLE LOCAL REVENUE	

VALUE OF 1-MILL For Your School System

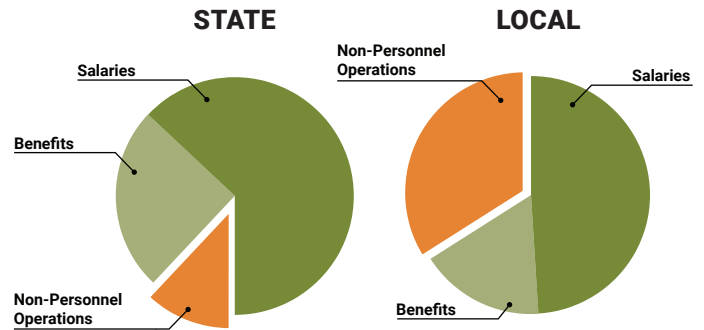
\$1,460,065

School System Spending

How did your school system spend state & local dollars?¹

	STATE SPENDING ^{2,3}	LOCAL SPENDING ²
Salaries	\$49,964,627	\$13,739,624
Benefits	\$19,403,266	\$4,692,939
Non-Personnel Operations	\$9,613,207	\$9,410,885
TOTAL	\$78,981,100	\$27,843,448

- ¹ Revenues and expenditures may contain nominal variances due to rounding
² Does not include debt service or capital outlay
³ Includes 10-mill match
⁴ Such as utilities, operations & maintenance, etc.



Only 12% of state funding is available for non-personnel expenditures⁴

Instructional Support



Educational Advancement & Technology Fund⁵



⁵ These one-time supplemental funds may be used for repairs and deferred maintenance, capital outlay, classroom instructional supplies, insurance for facilities, transportation, technology and school safety.

System Debt

TOTAL DEBT⁶ **DEBT PER STUDENT**
\$188,366,379 **\$18,331**

⁶ The debt totals in system audit reports may differ due to audit adjustments.



ALABAMA
ASSOCIATION OF
SCHOOL BOARDS

Sally Smith, J.D.
Executive Director

Tracey A. Meyer
Governmental Relations Coordinator

43 South Jackson Street
Montgomery, Alabama 36104

1-800-562-0601 | AlabamaSchoolBoards.org

@AlaSchoolBoards Facebook.com/AlabamaSchoolBoards