



TROY CITY

SCHOOL SYSTEM SNAPSHOT: 2023 EDITION*

358 Elba Highway | Troy, AL 36079 | (334) 566-3741

Superintendent

Cynthia Thomas

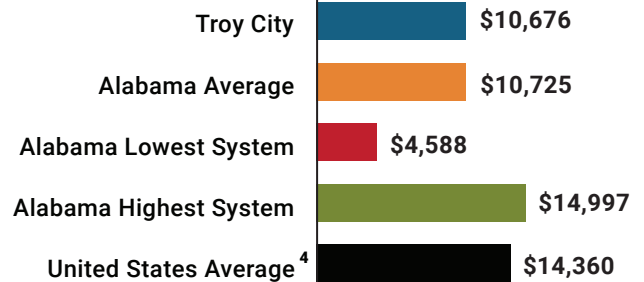
Board Members

Jonathan Cellon, William D. Coppage, Maxine Y. Hollis, Jacquelyn W. Patterson, Zachary Spann

\$1,246,976
Cost of One Month's
Operation/General Fund

4.00
Number of Months
Reserve Balance

Total Per-Pupil Expenditures (PPE)

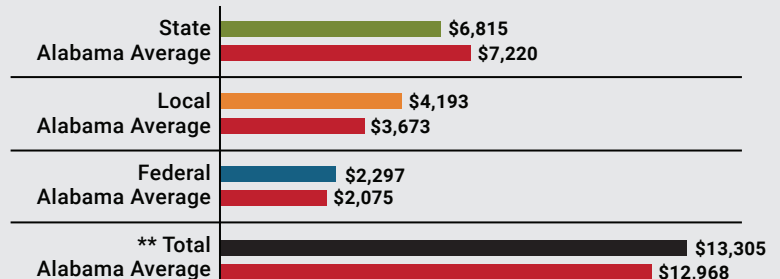


By the Numbers

	Schools¹	4
	Students/ADM²	1,646
	Free & Reduced Lunch	47%
	Community Eligibility Program	50%
	Number of Route Buses³	2
	Buses 10 yrs. old or less.....	100%
	Students Bused.....	79
	Full-Time Employees	207
	Teachers.....	119
	Principals/ Assistant Principals.....	7
	Counselors.....	5
	Librarians.....	3
	Other Certified Employees.....	4
	Support Personnel.....	69

Per-Pupil Revenue Sources

Troy City Revenue Sources



**Total Revenue Among 138 School Systems



121
STATE
RANK

32
LOCAL
RANK

58
FEDERAL
RANK

OVERALL SYSTEM RANK 51

LEAs with a substantial increase in reported ADM may show lower rankings since additional revenues reflecting those increases in ADM are not received until the following fiscal year.

¹ Schools with enrollment, including Alternative and Career Technical Education

² Average Daily Membership (includes virtual students)

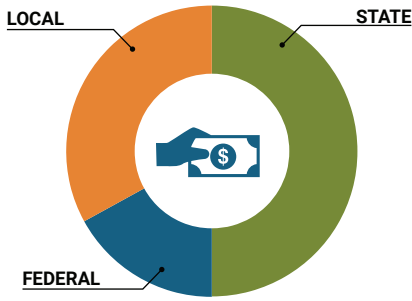
³ Data collected in 2021 and used for FY23 funding

⁴ 2021-2022 NEA Rankings of the States

* THIS REPORT INCLUDES FISCAL YEAR 2021 DATA

School System Revenue

How was your school system funded?¹



\$11,217,037	STATE	50%
\$3,781,215	FEDERAL	17%
\$7,431,463	LOCAL	33%
— \$1,752,920	Local 10-Mill Match	
\$5,678,543	AVAILABLE LOCAL REVENUE	

VALUE OF 1-MILL For Your School System

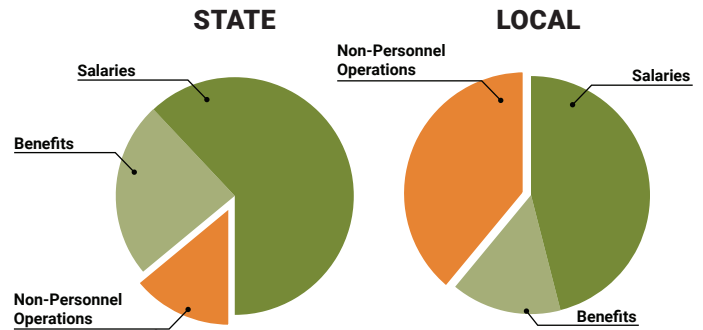
\$175,292

School System Spending

How did your school system spend state & local dollars?¹

	STATE SPENDING ^{2,3}	LOCAL SPENDING ²
Salaries	\$7,626,739	\$1,242,502
Benefits	\$2,948,358	\$400,927
Non-Personnel Operations	\$1,729,764	\$1,035,494
TOTAL	\$12,304,860	\$2,678,922

- ¹ Revenues and expenditures may contain nominal variances due to rounding
² Does not include debt service or capital outlay
³ Includes 10-mill match
⁴ Such as utilities, operations & maintenance, etc.



Only 14% of state funding is available for non-personnel expenditures⁴

Instructional Support



Educational Advancement & Technology Fund⁵

FY22	\$466,092
FY21	\$487,278
FY20	\$437,713

⁵ These one-time supplemental funds may be used for repairs and deferred maintenance, capital outlay, classroom instructional supplies, insurance for facilities, transportation, technology and school safety.

System Debt

TOTAL DEBT⁶	DEBT PER STUDENT
\$23,073,000	\$14,018

⁶ The debt totals in system audit reports may differ due to audit adjustments.



ALABAMA
ASSOCIATION OF
SCHOOL BOARDS

Sally Smith, J.D.
Executive Director

Tracey A. Meyer
Governmental Relations Coordinator

43 South Jackson Street
Montgomery, Alabama 36104

1-800-562-0601 | AlabamaSchoolBoards.org

[@AlaSchoolBoards](https://twitter.com/AlaSchoolBoards) [Facebook.com/AlabamaSchoolBoards](https://facebook.com/AlabamaSchoolBoards)