



THOMASVILLE CITY

SCHOOL SYSTEM SNAPSHOT: 2023 EDITION*

P.O. Box 458 | Thomasville, AL 36784 | (334) 636-9955

Superintendent

Vickie Morris

Board Members

Marshall Pritchett, James Davis, Rita Nichols, Tiffany Shamburger, Michael Williams



\$892,905

Cost of One Month's
Operation/General Fund



2.60

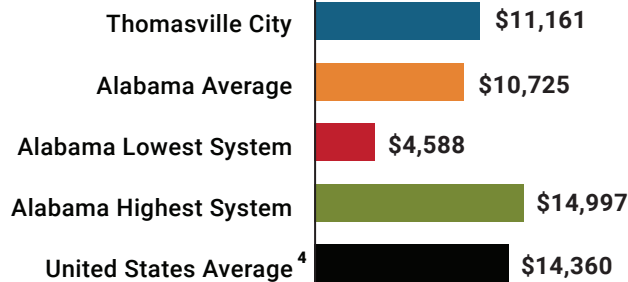
Number of Months
Reserve Balance

By the Numbers

	Schools ¹	3
	Students/ADM ²	1,064
	Free & Reduced Lunch.....	59%
	Community Eligibility Program.....	60%
	Number of Route Buses ³	10
	Buses 10 yrs. old or less.....	100%
	Students Bused.....	449
	Full-Time Employees.....	142
	Teachers.....	69
	Principals/ Assistant Principals.....	5
	Counselors.....	3
	Librarians.....	3
	Other Certified Employees.....	8
	Support Personnel.....	54

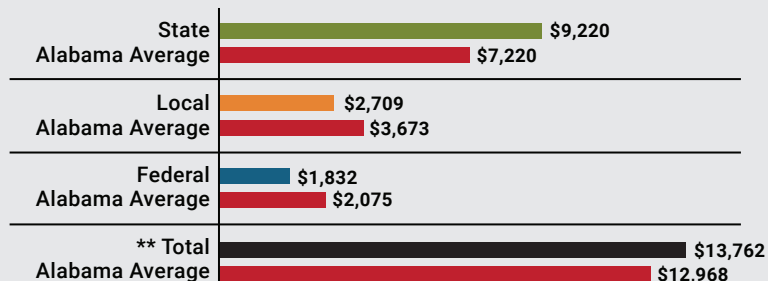
¹ Schools with enrollment, including Alternative and Career Technical Education
² Average Daily Membership (includes virtual students)
³ Data collected in 2021 and used for FY23 funding
⁴ 2021-2022 NEA Rankings of the States

Total Per-Pupil Expenditures (PPE)



Per-Pupil Revenue Sources

Thomasville City Revenue Sources



**Total Revenue Among 138 School Systems



4
STATE
RANK

67
LOCAL
RANK

96
FEDERAL
RANK

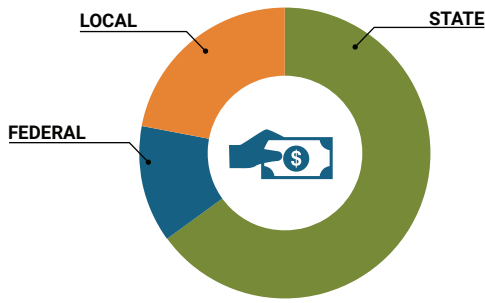
OVERALL SYSTEM RANK 39

LEAs with a substantial increase in reported ADM may show lower rankings since additional revenues reflecting those increases in ADM are not received until the following fiscal year.

* THIS REPORT INCLUDES FISCAL YEAR 2021 DATA

School System Revenue

How was your school system funded?¹



\$9,809,974	STATE	65%
\$1,949,526	FEDERAL	13%
\$3,446,549	LOCAL	23%
\$537,210	Local 10-Mill Match	
\$2,909,339	AVAILABLE LOCAL REVENUE	

VALUE OF 1-MILL For Your School System

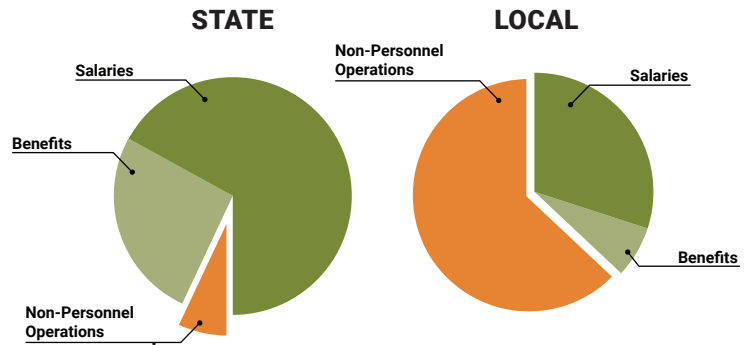
\$53,721

School System Spending

How did your school system spend state & local dollars?¹

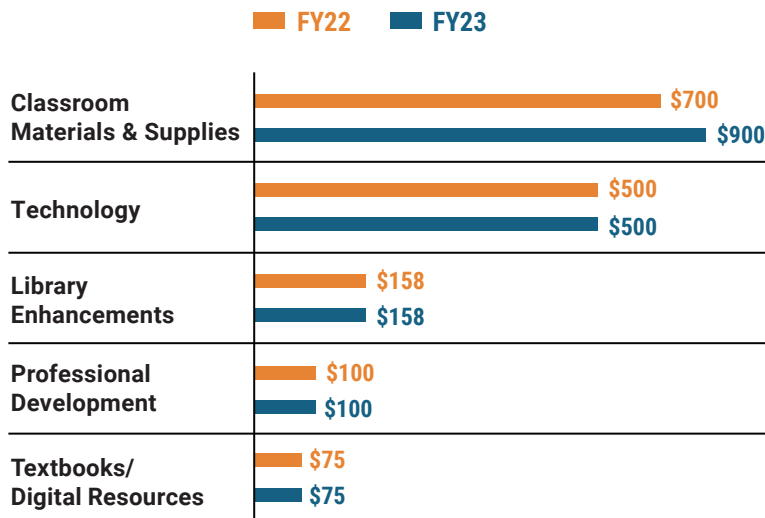
	STATE SPENDING ^{2,3}	LOCAL SPENDING ²
Salaries	\$5,704,935	\$739,198
Benefits	\$2,231,093	\$184,084
Non-Personnel Operations	\$593,782	\$1,552,138
TOTAL	\$8,529,809	\$2,475,420

- ¹ Revenues and expenditures may contain nominal variances due to rounding
² Does not include debt service or capital outlay
³ Includes 10-mill match
⁴ Such as utilities, operations & maintenance, etc.



Only 7% of state funding is available for non-personnel expenditures⁴

Instructional Support



Educational Advancement & Technology Fund⁵

FY22	\$301,476
FY21	\$310,765
FY20	\$268,539

⁵ These one-time supplemental funds may be used for repairs and deferred maintenance, capital outlay, classroom instructional supplies, insurance for facilities, transportation, technology and school safety.

System Debt

TOTAL DEBT⁶	DEBT PER STUDENT
\$2,410,783	\$2,266

⁶ The debt totals in system audit reports may differ due to audit adjustments.



ALABAMA ASSOCIATION OF SCHOOL BOARDS

Sally Smith, J.D.
Executive Director

Tracey A. Meyer
Governmental Relations Coordinator

43 South Jackson Street
Montgomery, Alabama 36104

1-800-562-0601 | AlabamaSchoolBoards.org

@AlaSchoolBoards Facebook.com/AlabamaSchoolBoards