



TARRANT CITY

SCHOOL SYSTEM SNAPSHOT: 2023 EDITION*

1318 Alabama Street | Tarrant, AL 35217 | (205) 849-3700


Superintendent

Dr. Sherlene McDonald






Board Members

Jesus G. Mendez, Sheaka Collins, Chrystal Abernathy, Allen Bailey, Laura Horton

 **\$1,036,018**
Cost of One Month's
Operation/General Fund

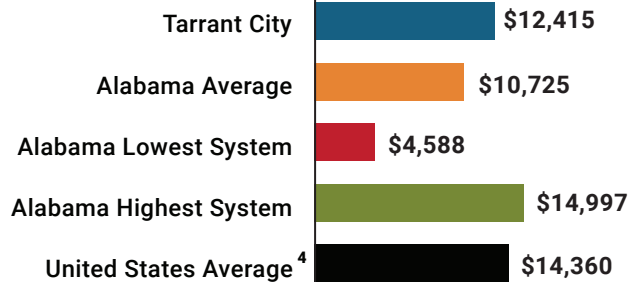
 **1.35**
Number of Months
Reserve Balance

By the Numbers

	Schools ¹	3
	Students/ADM ²	1,184
	Free & Reduced Lunch	53%
	Community Eligibility Program	56%
	Number of Route Buses ³	9
	Buses 10 yrs. old or less.....	100%
	Students Bused.....	348
	Full-Time Employees	158
	Teachers.....	79
	Principals/ Assistant Principals.....	8
	Counselors.....	2
	Librarians.....	3
	Other Certified Employees.....	7
	Support Personnel.....	59

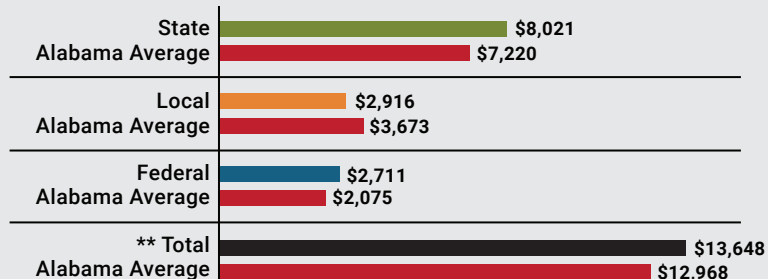
¹ Schools with enrollment, including Alternative and Career Technical Education
² Average Daily Membership (includes virtual students)
³ Data collected in 2021 and used for FY23 funding
⁴ 2021-2022 NEA Rankings of the States

Total Per-Pupil Expenditures (PPE)



Per-Pupil Revenue Sources

Tarrant City Revenue Sources



**Total Revenue Among 138 School Systems



36
STATE
RANK

62
LOCAL
RANK

32
FEDERAL
RANK

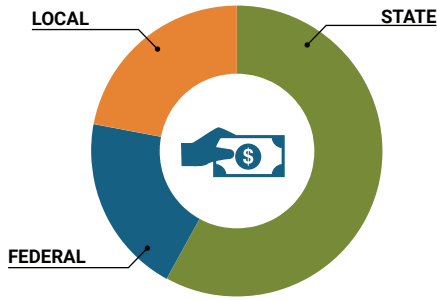
OVERALL SYSTEM RANK 42

LEAs with a substantial increase in reported ADM may show lower rankings since additional revenues reflecting those increases in ADM are not received until the following fiscal year.

* THIS REPORT INCLUDES FISCAL YEAR 2021 DATA

School System Revenue

How was your school system funded?¹



\$9,496,763	STATE	58%
\$3,209,965	FEDERAL	20%
\$3,591,041	LOCAL	22%
\$766,870	Local 10-Mill Match	
\$2,824,171	AVAILABLE LOCAL REVENUE	

VALUE OF 1-MILL
For Your School System

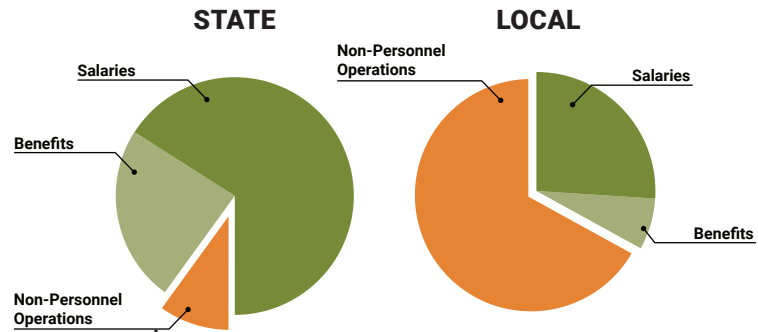


School System Spending

How did your school system spend state & local dollars?¹

	STATE SPENDING ^{2,3}	LOCAL SPENDING ²
Salaries	\$6,344,519	\$568,562
Benefits	\$2,351,427	\$155,645
Non-Personnel Operations	\$973,211	\$1,447,843
TOTAL	\$9,669,156	\$2,172,050

- ¹ Revenues and expenditures may contain nominal variances due to rounding
- ² Does not include debt service or capital outlay
- ³ Includes 10-mill match
- ⁴ Such as utilities, operations & maintenance, etc.



Only 10% of state funding is available for non-personnel expenditures⁴

Instructional Support



Educational Advancement & Technology Fund⁵

FY22	\$335,237
FY21	\$352,523
FY20	\$284,496

⁵ These one-time supplemental funds may be used for repairs and deferred maintenance, capital outlay, classroom instructional supplies, insurance for facilities, transportation, technology and school safety.

System Debt

TOTAL DEBT⁶	DEBT PER STUDENT
\$6,872,014	\$5,804

⁶ The debt totals in system audit reports may differ due to audit adjustments.



ALABAMA
ASSOCIATION OF
SCHOOL BOARDS

Sally Smith, J.D.
Executive Director

Tracey A. Meyer
Governmental Relations Coordinator

43 South Jackson Street
Montgomery, Alabama 36104

1-800-562-0601 | AlabamaSchoolBoards.org

@AlaSchoolBoards Facebook.com/AlabamaSchoolBoards