



TALLASSEE CITY

SCHOOL SYSTEM SNAPSHOT: 2023 EDITION*

308 King Street | Tallassee, AL 36078 | (334) 283-6864

Superintendent

Dr. Brock Nolin

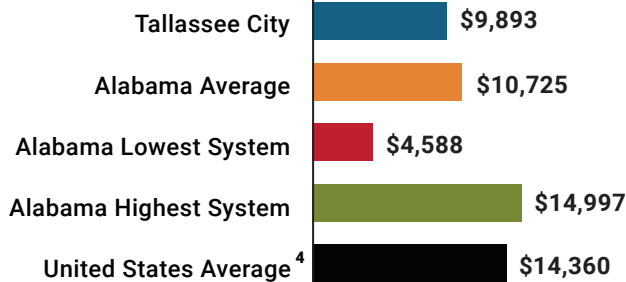
Board Members

Don Bryant, Ruthanne McCaig, Dr. Steven G. Burak, Melanie Goodman, Heather Miller, Sonja Moore, April Warren






 **\$1,317,246**
Cost of One Month's
Operation/General Fund

 **5.29**
Number of Months
Reserve Balance

Total Per-Pupil Expenditures (PPE)

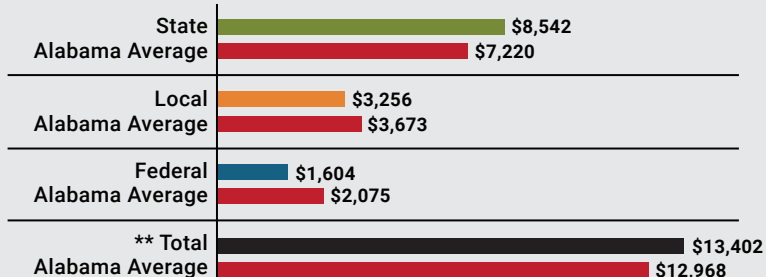


By the Numbers

	Schools¹	3
	Students/ADM²	1,614
	Free & Reduced Lunch	52%
	Community Eligibility Program	40%
	Number of Route Buses³	4
	Buses 10 yrs. old or less.....	100%
	Students Bused.....	178
	Full-Time Employees	188
	Teachers.....	104
	Principals/ Assistant Principals.....	6
	Counselors.....	4
	Librarians.....	3
	Other Certified Employees.....	6
	Support Personnel.....	65

Per-Pupil Revenue Sources

Tallassee City Revenue Sources



**Total Revenue Among 138 School Systems



17
STATE
RANK

53
LOCAL
RANK

109
FEDERAL
RANK

OVERALL SYSTEM RANK 47

LEAs with a substantial increase in reported ADM may show lower rankings since additional revenues reflecting those increases in ADM are not received until the following fiscal year.

¹ Schools with enrollment, including Alternative and Career Technical Education

² Average Daily Membership (includes virtual students)

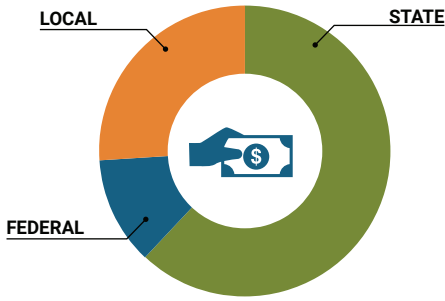
³ Data collected in 2021 and used for FY23 funding

⁴ 2021-2022 NEA Rankings of the States

* THIS REPORT INCLUDES FISCAL YEAR 2021 DATA

School System Revenue

How was your school system funded?¹



\$13,787,545	STATE	62%
\$2,588,433	FEDERAL	12%
\$5,772,002	LOCAL	26%
\$672,170	Local 10-Mill Match	
\$5,099,832	AVAILABLE LOCAL REVENUE	

VALUE OF 1-MILL For Your School System

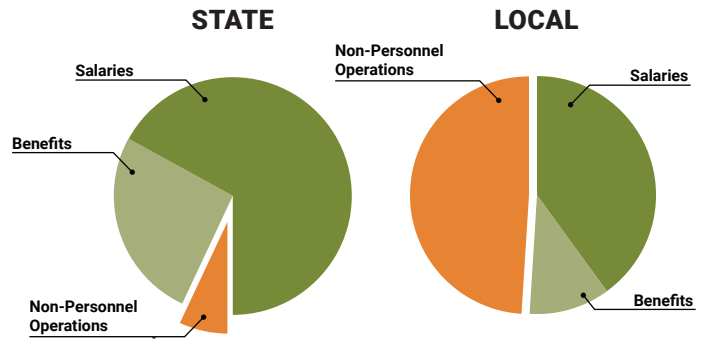
\$67,217

School System Spending

How did your school system spend state & local dollars?¹

	STATE SPENDING ^{2,3}	LOCAL SPENDING ²
Salaries	\$7,176,650	\$1,621,008
Benefits	\$2,760,245	\$453,914
Non-Personnel Operations	\$850,484	\$1,987,066
TOTAL	\$10,787,379	\$4,061,988

- ¹ Revenues and expenditures may contain nominal variances due to rounding
- ² Does not include debt service or capital outlay
- ³ Includes 10-mill match
- ⁴ Such as utilities, operations & maintenance, etc.



Only 8% of state funding is available for non-personnel expenditures⁴

Instructional Support



Educational Advancement & Technology Fund⁵

FY22	\$457,269
FY21	\$450,946
FY20	\$415,935

⁵ These one-time supplemental funds may be used for repairs and deferred maintenance, capital outlay, classroom instructional supplies, insurance for facilities, transportation, technology and school safety.

System Debt

TOTAL DEBT⁶	DEBT PER STUDENT
\$16,975,455	\$10,518

⁶ The debt totals in system audit reports may differ due to audit adjustments.



ALABAMA ASSOCIATION OF SCHOOL BOARDS

Sally Smith, J.D.
Executive Director

Tracey A. Meyer
Governmental Relations Coordinator

43 South Jackson Street
Montgomery, Alabama 36104

1-800-562-0601 | AlabamaSchoolBoards.org

@AlaSchoolBoards Facebook.com/AlabamaSchoolBoards