



SARALAND CITY

SCHOOL SYSTEM SNAPSHOT: 2023 EDITION*


4010 Lil' Spartan Drive | Saraland, AL 36571 | (251) 375-5426


Superintendent

Dr. Aaron Milner






Board Members

William L. Silver, Jacqueline Clarke, Dr. Lonnie A. Burnett, Josephine Rodgers, Rev. Gary Shockley

 **\$2,382,396**
Cost of One Month's
Operation/General Fund

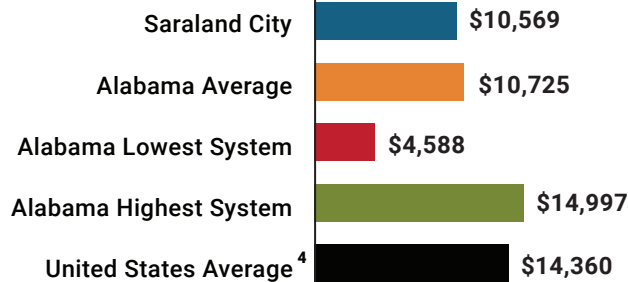
 **3.73**
Number of Months
Reserve Balance

By the Numbers

	Schools ¹	4
	Students/ADM ²	3,118
	Free & Reduced Lunch.....	40%
	Community Eligibility Program.....	31%
	Number of Route Buses ³	32
	Buses 10 yrs. old or less.....	94%
	Students Bused.....	1,581
	Full-Time Employees.....	340
	Teachers.....	183
	Principals/ Assistant Principals.....	8
	Counselors.....	6
	Librarians.....	4
	Other Certified Employees.....	13
	Support Personnel.....	126

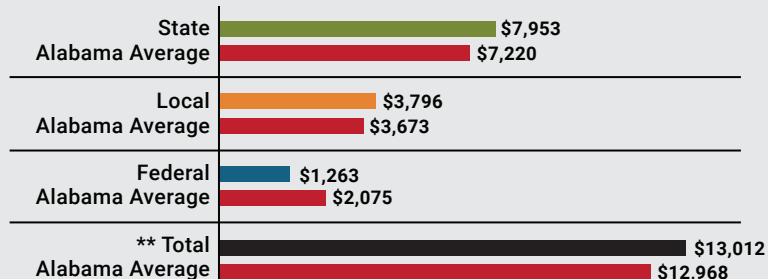
¹ Schools with enrollment, including Alternative and Career Technical Education
² Average Daily Membership (includes virtual students)
³ Data collected in 2021 and used for FY23 funding
⁴ 2021-2022 NEA Rankings of the States

Total Per-Pupil Expenditures (PPE)



Per-Pupil Revenue Sources

Saraland City Revenue Sources



**Total Revenue Among 138 School Systems



43
STATE
RANK

37
LOCAL
RANK

129
FEDERAL
RANK

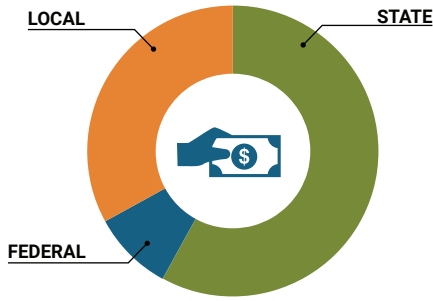
OVERALL SYSTEM RANK 65

LEAs with a substantial increase in reported ADM may show lower rankings since additional revenues reflecting those increases in ADM are not received until the following fiscal year.

* THIS REPORT INCLUDES FISCAL YEAR 2021 DATA


School System Revenue

How was your school system funded?¹



\$24,796,844	STATE	58%
\$3,937,011	FEDERAL	9%
\$13,665,630	LOCAL	32%
— \$1,630,880	Local 10-Mill Match	
\$12,034,750	AVAILABLE LOCAL REVENUE	

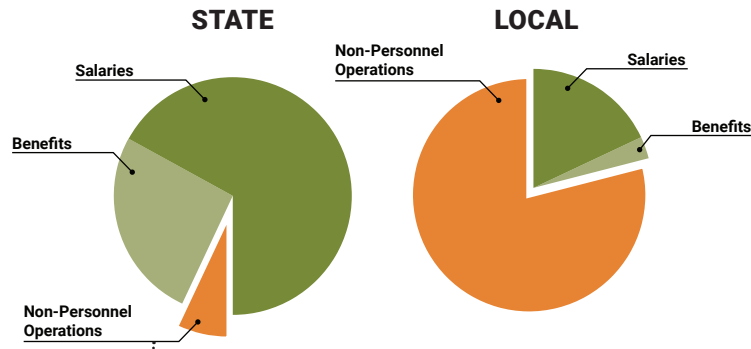
VALUE OF 1-MILL For Your School System



School System Spending

How did your school system spend state & local dollars?¹

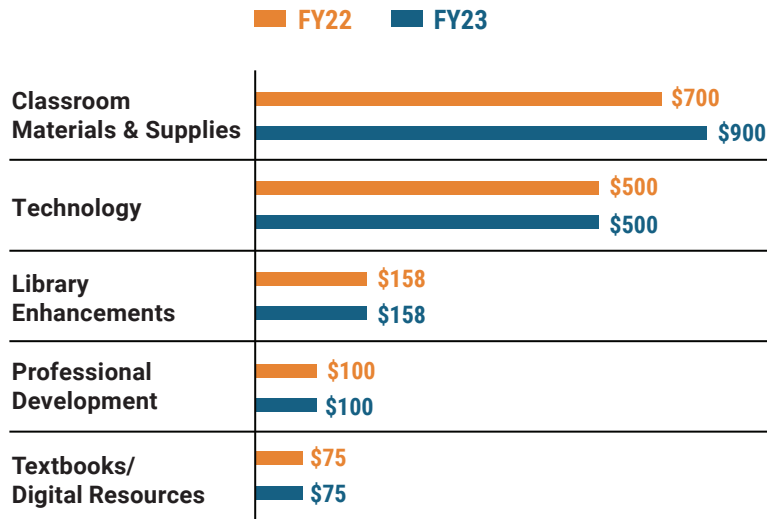
	STATE SPENDING ^{2,3}	LOCAL SPENDING ²
Salaries	\$14,471,857	\$1,264,014
Benefits	\$5,635,505	\$208,101
Non-Personnel Operations	\$1,577,919	\$5,818,455
TOTAL	\$21,685,281	\$7,290,570



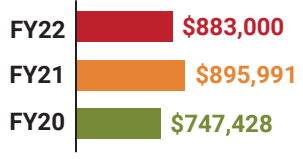
Only 7% of state funding is available for non-personnel expenditures⁴

¹ Revenues and expenditures may contain nominal variances due to rounding
² Does not include debt service or capital outlay
³ Includes 10-mill match
⁴ Such as utilities, operations & maintenance, etc.

Instructional Support



Educational Advancement & Technology Fund⁵



⁵ These one-time supplemental funds may be used for repairs and deferred maintenance, capital outlay, classroom instructional supplies, insurance for facilities, transportation, technology and school safety.

System Debt

TOTAL DEBT⁶	DEBT PER STUDENT
\$96,410,000	\$30,920

⁶ The debt totals in system audit reports may differ due to audit adjustments.



Sally Smith, J.D.
Executive Director

Tracey A. Meyer
Governmental Relations Coordinator

43 South Jackson Street
Montgomery, Alabama 36104

1-800-562-0601 | AlabamaSchoolBoards.org

@AlaSchoolBoards Facebook.com/AlabamaSchoolBoards