



RUSSELLVILLE CITY

SCHOOL SYSTEM SNAPSHOT: 2023 EDITION*


1945 Waterloo Road | Russellville, AL 35653 | (256) 331-2001

Superintendent

Dr. Heath Grimes

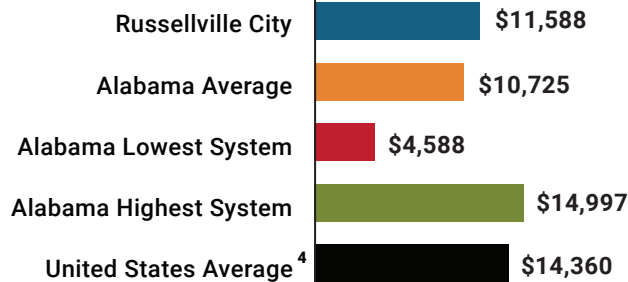
Board Members

Kim Clonts, John G. Batchelor, Jerry W. Groce, Radford Hester, Greg Trapp






 **\$2,139,623**
Cost of One Month's
Operation/General Fund

 **2.55**
Number of Months
Reserve Balance

Total Per-Pupil Expenditures (PPE)

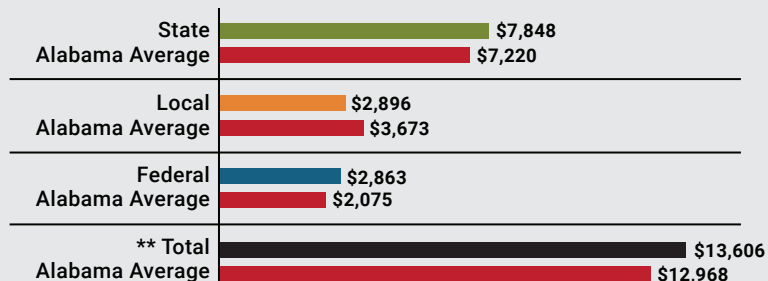


By the Numbers

	Schools¹	5
	Students/ADM²	2,442
	Free & Reduced Lunch	64%
	Community Eligibility Program	34%
	Number of Route Buses³	23
	Buses 10 yrs. old or less.....	96%
	Students Bused.....	1,293
	Full-Time Employees	311
	Teachers.....	169
	Principals/ Assistant Principals.....	9
	Counselors.....	5
	Librarians.....	4
	Other Certified Employees.....	7
	Support Personnel.....	117

Per-Pupil Revenue Sources

Russellville City Revenue Sources



**Total Revenue Among 138 School Systems



48
STATE
RANK

63
LOCAL
RANK

27
FEDERAL
RANK

OVERALL SYSTEM RANK **44**

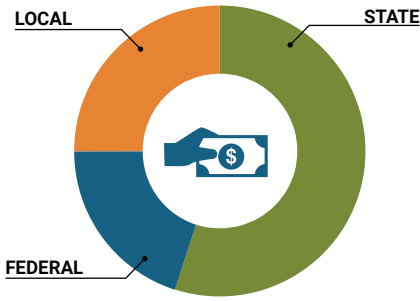
LEAs with a substantial increase in reported ADM may show lower rankings since additional revenues reflecting those increases in ADM are not received until the following fiscal year.

* THIS REPORT INCLUDES FISCAL YEAR 2021 DATA

¹ Schools with enrollment, including Alternative and Career Technical Education
² Average Daily Membership (includes virtual students)
³ Data collected in 2021 and used for FY23 funding
⁴ 2021-2022 NEA Rankings of the States

School System Revenue

How was your school system funded?¹



\$19,164,491	STATE	55%
\$6,990,311	FEDERAL	20%
\$8,631,526	LOCAL	25%
\$846,310	Local 10-Mill Match	
\$7,785,216	AVAILABLE LOCAL REVENUE	

VALUE OF 1-MILL For Your School System

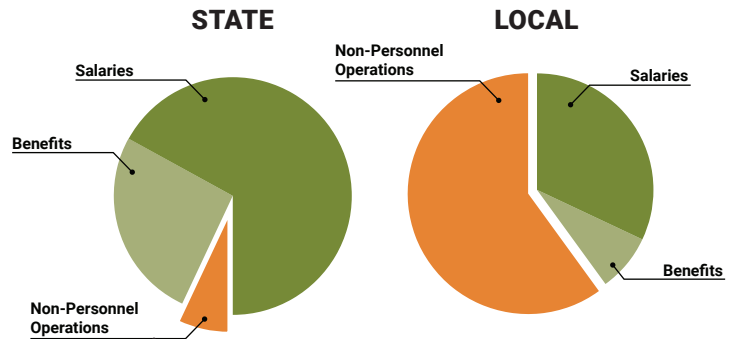
\$84,631

School System Spending

How did your school system spend state & local dollars?¹

	STATE SPENDING ^{2,3}	LOCAL SPENDING ²
Salaries	\$12,453,685	\$1,486,569
Benefits	\$4,771,549	\$370,012
Non-Personnel Operations	\$1,263,105	\$2,804,015
TOTAL	\$18,488,339	\$4,660,596

- ¹ Revenues and expenditures may contain nominal variances due to rounding
- ² Does not include debt service or capital outlay
- ³ Includes 10-mill match
- ⁴ Such as utilities, operations & maintenance, etc.



Only 7% of state funding is available for non-personnel expenditures⁴

Instructional Support



Educational Advancement & Technology Fund⁵

FY22	\$691,675
FY21	\$694,641
FY20	\$578,471

⁵ These one-time supplemental funds may be used for repairs and deferred maintenance, capital outlay, classroom instructional supplies, insurance for facilities, transportation, technology and school safety.

System Debt

TOTAL DEBT⁶	DEBT PER STUDENT
\$17,522,112	\$7,175

⁶ The debt totals in system audit reports may differ due to audit adjustments.



ALABAMA ASSOCIATION OF SCHOOL BOARDS

Sally Smith, J.D.
Executive Director

Tracey A. Meyer
Governmental Relations Coordinator

43 South Jackson Street
Montgomery, Alabama 36104

1-800-562-0601 | AlabamaSchoolBoards.org

@AlaSchoolBoards Facebook.com/AlabamaSchoolBoards