



ROANOKE CITY

SCHOOL SYSTEM SNAPSHOT: 2023 EDITION*

P.O. Box 1367 | Roanoke, AL 36274 | (334) 863-2628


Superintendent

Dr. Gregory Foster

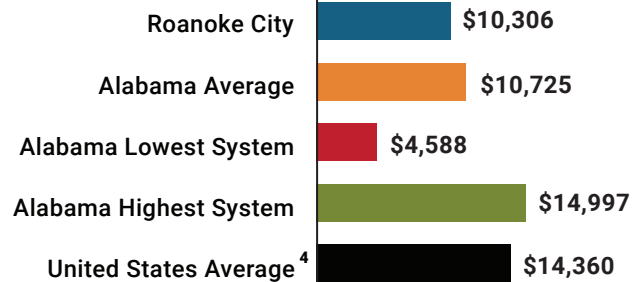
Board Members

Rosalyn Houston Langston, Steve Burns, James T. Brown, Robert Lon Hurst, Regina M. Joiner






 **\$1,046,558**
Cost of One Month's
Operation/General Fund

 **2.65**
Number of Months
Reserve Balance

Total Per-Pupil Expenditures (PPE)

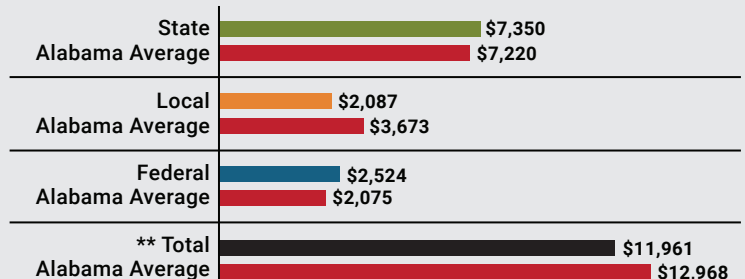


By the Numbers

	Schools ¹	4
	Students/ADM ²	1,395
	Free & Reduced Lunch.....	46%
	Community Eligibility Program.....	48%
	Number of Route Buses ³	3
	Buses 10 yrs. old or less.....	100%
	Students Bused.....	249
	Full-Time Employees.....	168
	Teachers.....	86
	Principals/ Assistant Principals.....	6
	Counselors.....	3
	Librarians.....	3
	Other Certified Employees.....	6
	Support Personnel.....	64

Per-Pupil Revenue Sources

Roanoke City Revenue Sources



**Total Revenue Among 138 School Systems



86
STATE
RANK

111
LOCAL
RANK

45
FEDERAL
RANK

OVERALL SYSTEM RANK 108

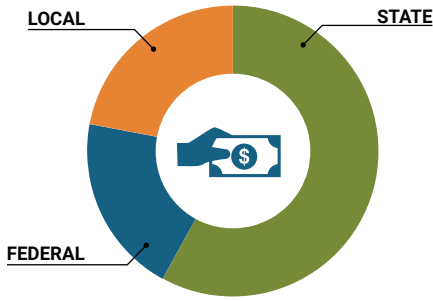
LEAs with a substantial increase in reported ADM may show lower rankings since additional revenues reflecting those increases in ADM are not received until the following fiscal year.

¹ Schools with enrollment, including Alternative and Career Technical Education
² Average Daily Membership (includes virtual students)
³ Data collected in 2021 and used for FY23 funding
⁴ 2021-2022 NEA Rankings of the States

* THIS REPORT INCLUDES FISCAL YEAR 2021 DATA

School System Revenue

How was your school system funded?¹



\$10,253,170	STATE	58%
\$3,520,490	FEDERAL	20%
\$3,809,980	LOCAL	22%
<u>\$522,100</u>	Local 10-Mill Match	
\$3,287,880	AVAILABLE LOCAL REVENUE	

VALUE OF 1-MILL For Your School System

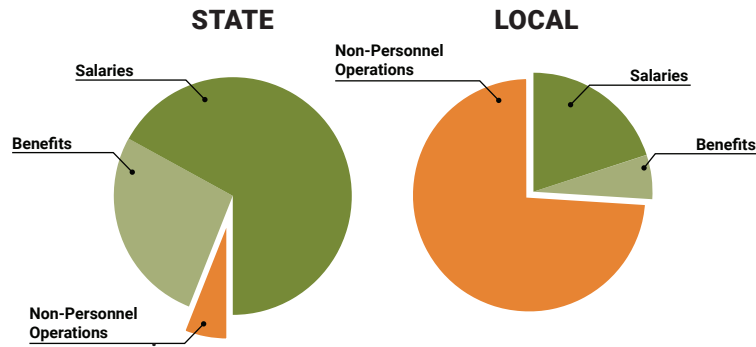


School System Spending

How did your school system spend state & local dollars?¹

	STATE SPENDING ^{2,3}	LOCAL SPENDING ²
Salaries	\$6,915,654	\$495,968
Benefits	\$2,670,110	\$141,210
Non-Personnel Operations	\$771,740	\$1,823,691
TOTAL	\$10,357,504	\$2,460,869

- ¹ Revenues and expenditures may contain nominal variances due to rounding
² Does not include debt service or capital outlay
³ Includes 10-mill match
⁴ Such as utilities, operations & maintenance, etc.



Only 7% of state funding is available for non-personnel expenditures⁴

Instructional Support



Educational Advancement & Technology Fund⁵

FY22	\$394,971
FY21	\$396,057
FY20	\$351,382

⁵ These one-time supplemental funds may be used for repairs and deferred maintenance, capital outlay, classroom instructional supplies, insurance for facilities, transportation, technology and school safety.

System Debt

TOTAL DEBT⁶	DEBT PER STUDENT
\$5,043,135	\$3,615

⁶ The debt totals in system audit reports may differ due to audit adjustments.



ALABAMA
ASSOCIATION OF
SCHOOL BOARDS

Sally Smith, J.D.
Executive Director

Tracey A. Meyer
Governmental Relations Coordinator

43 South Jackson Street
Montgomery, Alabama 36104

1-800-562-0601 | AlabamaSchoolBoards.org

@AlaSchoolBoards Facebook.com/AlabamaSchoolBoards