



PIKE ROAD CITY

SCHOOL SYSTEM SNAPSHOT: 2023 EDITION*

696 Georgia Washington Road | Pike Road, AL 36064 | (334) 420-5309

Superintendent

Dr. Keith Lankford

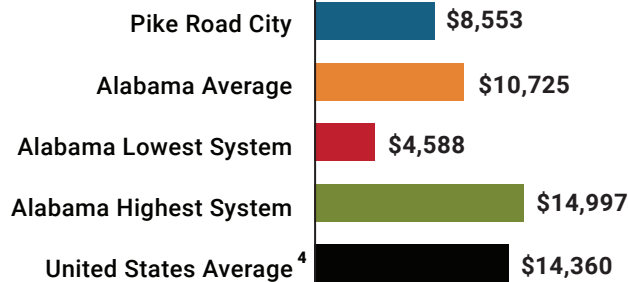
Board Members

Cacyce Davis, Tommy Ratliff, Torre Smith, Ethan Taylor, Jarrod Williams






 **\$1,673,914**
Cost of One Month's
Operation/General Fund

 **2.17**
Number of Months
Reserve Balance

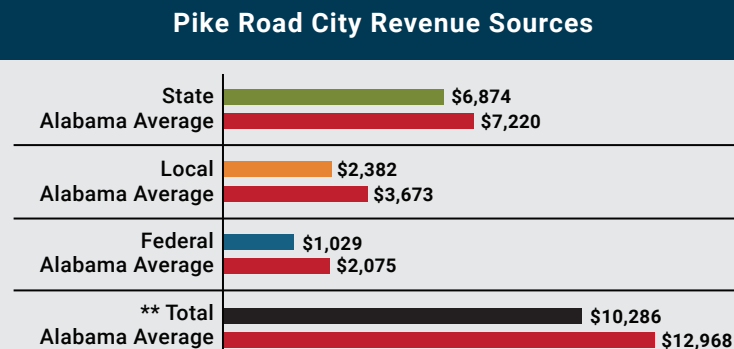
Total Per-Pupil Expenditures (PPE)



By the Numbers

	Schools¹	4
	Students/ADM²	2,407
	Free & Reduced Lunch	19%
	Community Eligibility Program	15%
	Number of Route Buses³	35
	Buses 10 yrs. old or less.....	97%
	Students Bused.....	1,551
	Full-Time Employees	236
	Teachers.....	138
	Principals/ Assistant Principals.....	8
	Counselors.....	4
	Librarians.....	3
	Other Certified Employees.....	5
	Support Personnel.....	78

Per-Pupil Revenue Sources



**Total Revenue Among 138 School Systems



118
STATE
RANK

89
LOCAL
RANK

134
FEDERAL
RANK

OVERALL SYSTEM RANK 135

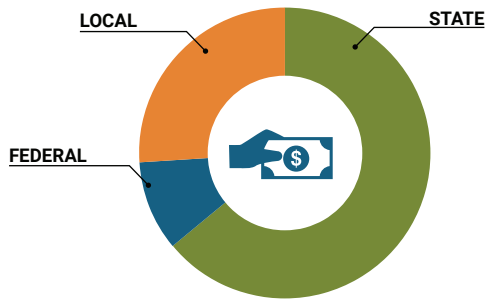
LEAs with a substantial increase in reported ADM may show lower rankings since additional revenues reflecting those increases in ADM are not received until the following fiscal year.

¹ Schools with enrollment, including Alternative and Career Technical Education
² Average Daily Membership (includes virtual students)
³ Data collected in 2021 and used for FY23 funding
⁴ 2021-2022 NEA Rankings of the States

* THIS REPORT INCLUDES FISCAL YEAR 2021 DATA

School System Revenue

How was your school system funded?¹



\$16,546,372	STATE	64%
\$2,476,943	FEDERAL	10%
\$6,670,735	LOCAL	26%
— \$1,620,280	Local 10-Mill Match	
\$5,050,455	AVAILABLE LOCAL REVENUE	

VALUE OF 1-MILL For Your School System

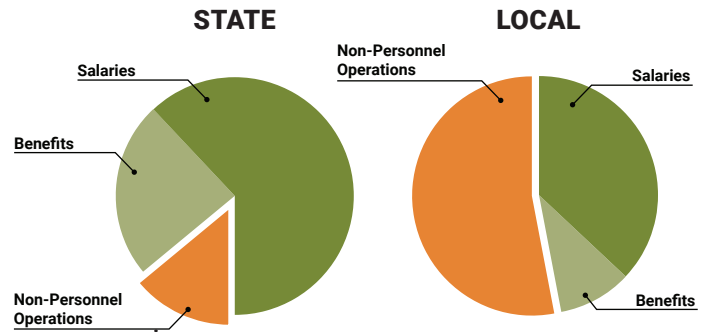
\$162,028

School System Spending

How did your school system spend state & local dollars?¹

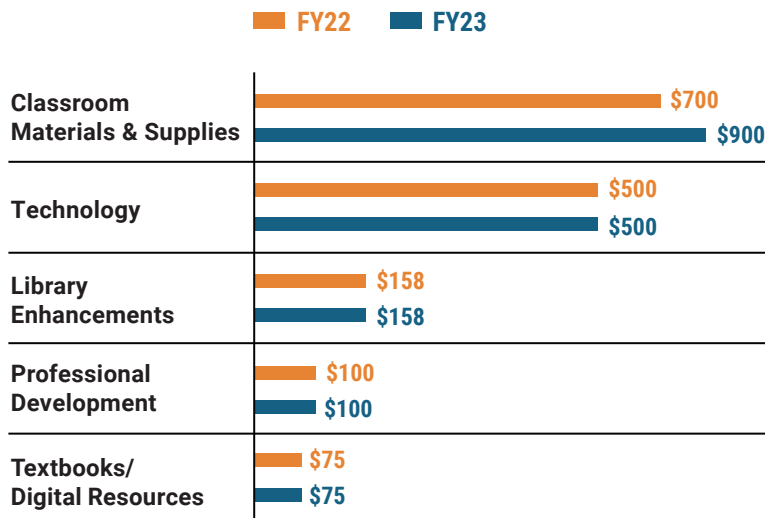
	STATE SPENDING ^{2,3}	LOCAL SPENDING ²
Salaries	\$10,290,495	\$1,112,311
Benefits	\$4,017,586	\$290,875
Non-Personnel Operations	\$2,392,515	\$1,584,675
TOTAL	\$16,700,596	\$2,987,861

- ¹ Revenues and expenditures may contain nominal variances due to rounding
² Does not include debt service or capital outlay
³ Includes 10-mill match
⁴ Such as utilities, operations & maintenance, etc.



Only 14% of state funding is available for non-personnel expenditures⁴

Instructional Support



Educational Advancement & Technology Fund⁵

FY22	\$681,790
FY21	\$610,496
FY20	\$442,956

⁵ These one-time supplemental funds may be used for repairs and deferred maintenance, capital outlay, classroom instructional supplies, insurance for facilities, transportation, technology and school safety.

System Debt

TOTAL DEBT⁶	DEBT PER STUDENT
\$11,786,088	\$4,897

⁶ The debt totals in system audit reports may differ due to audit adjustments.



ALABAMA ASSOCIATION OF SCHOOL BOARDS

Sally Smith, J.D.
Executive Director

Tracey A. Meyer
Governmental Relations Coordinator

43 South Jackson Street
Montgomery, Alabama 36104

1-800-562-0601 | AlabamaSchoolBoards.org

@AlaSchoolBoards Facebook.com/AlabamaSchoolBoards