



PIEDMONT CITY

SCHOOL SYSTEM SNAPSHOT: 2023 EDITION*

502 Hood Street W. | Piedmont, AL 36272 | (256) 447-8831

Superintendent

Mike Hayes

Board Members

Kisha Mitchell, Shannon Ray, Bruce Adderhold, Franklin Latta, Brian Young



\$847,212

Cost of One Month's
Operation/General Fund



1.11

Number of Months
Reserve Balance

By the Numbers



Schools¹ 3



Students/ADM² 1,096



Free & Reduced Lunch 62%
Community Eligibility Program 43%



Number of Route Buses³ 0

Buses 10 yrs. old or less 0%

Students Bused 0



Full-Time Employees 117

Teachers 66

Principals/
Assistant Principals 5

Counselors 3

Librarians 3

Other Certified Employees 3

Support Personnel 37

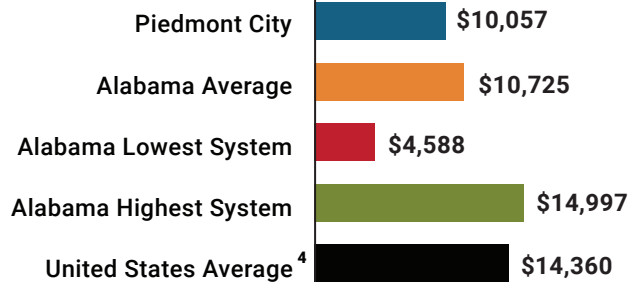
¹ Schools with enrollment, including Alternative and Career Technical Education

² Average Daily Membership (includes virtual students)

³ Data collected in 2021 and used for FY23 funding

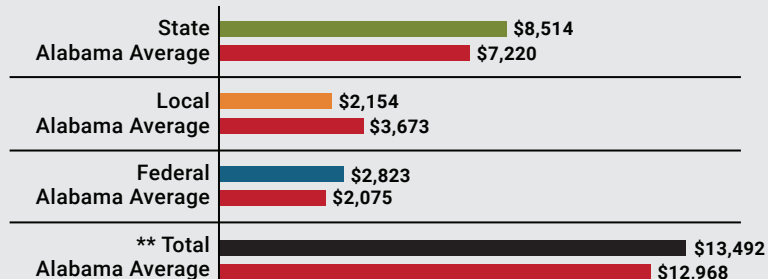
⁴ 2021-2022 NEA Rankings of the States

Total Per-Pupil Expenditures (PPE)



Per-Pupil Revenue Sources

Piedmont City Revenue Sources



**Total Revenue Among 138 School Systems



18
STATE
RANK

103
LOCAL
RANK

30
FEDERAL
RANK

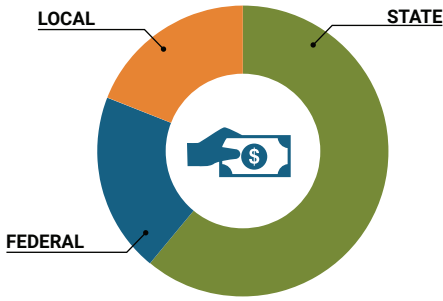
OVERALL SYSTEM RANK 46

LEAs with a substantial increase in reported ADM may show lower rankings since additional revenues reflecting those increases in ADM are not received until the following fiscal year.

* THIS REPORT INCLUDES FISCAL YEAR 2021 DATA

School System Revenue

How was your school system funded?¹



\$9,331,887	STATE	61%
\$3,094,554	FEDERAL	20%
\$2,817,330	LOCAL	18%
\$523,900	Local 10-Mill Match	
\$2,293,430	AVAILABLE LOCAL REVENUE	

VALUE OF 1-MILL For Your School System

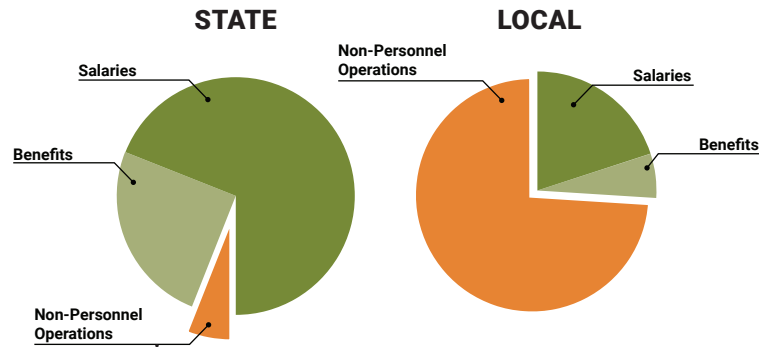
\$52,390

School System Spending

How did your school system spend state & local dollars?¹

	STATE SPENDING ^{2,3}	LOCAL SPENDING ²
Salaries	\$5,632,249	\$230,479
Benefits	\$2,016,902	\$64,642
Non-Personnel Operations	\$551,927	\$866,002
TOTAL	\$8,201,077	\$1,161,123

- ¹ Revenues and expenditures may contain nominal variances due to rounding
- ² Does not include debt service or capital outlay
- ³ Includes 10-mill match
- ⁴ Such as utilities, operations & maintenance, etc.



Only 7% of state funding is available for non-personnel expenditures⁴

Instructional Support



Educational Advancement & Technology Fund⁵

FY22	\$310,539
FY21	\$296,906
FY20	\$266,026

⁵ These one-time supplemental funds may be used for repairs and deferred maintenance, capital outlay, classroom instructional supplies, insurance for facilities, transportation, technology and school safety.

System Debt

TOTAL DEBT⁶	\$1,501,000	DEBT PER STUDENT	\$1,370
-------------------------------	--------------------	-------------------------	----------------

⁶ The debt totals in system audit reports may differ due to audit adjustments.



ALABAMA ASSOCIATION OF SCHOOL BOARDS

Sally Smith, J.D.
Executive Director

Tracey A. Meyer
Governmental Relations Coordinator

43 South Jackson Street
Montgomery, Alabama 36104

1-800-562-0601 | AlabamaSchoolBoards.org

[@AlaSchoolBoards](https://twitter.com/AlaSchoolBoards) [Facebook.com/AlabamaSchoolBoards](https://facebook.com/AlabamaSchoolBoards)